


## LINEARlight FLEX DIFFUSE Top Monochrome

– LED modules for professional and industrial applications



### Areas of application

- Individual and customized luminaires
- Organic shaped luminaires
- Architectural Integration – e.g. coves, walls
- Object integration – e.g. handrails
- Signage and illuminated advertising

### Product family benefits

- IP67 protection with high performance silicone
- Outdoor use possible: UV and salt mist resistant (UV acc. to ISO 4892-2 - Method A, salt mist acc. to IEC 60068-2-52 severity 1)

### Product family features

- Diffused light lines without visible spots
- Flexible and cuttable module to support design freedom
- Long operational length per single power feed possible (up to 6m)
- Ideal for luminaire designs
- Extra strong self-adhesive backside for easy mounting
- 24V technology for easy dimensioning
- Recommended in system use with OPTOTRONIC
- Increased reliability due to single piece reel-to-reel technology
- Dimmable with PWM technology



## Product family datasheet

### Technical data

#### Electrical data

Product description	Nominal voltage	Type of current	Nominal wattage per meter	Rated wattage	Input voltage range	Accidental reverse input voltage protection up to
LFD400MT -G1-BL-06 <sup>1)</sup>	24.0 V	DC	12.0 W	72.00 W	23...25 V	25 V
LFD400MT -G1-GR-06 <sup>1)</sup>	24.0 V	DC	12.0 W	72.00 W	23...25 V	25 V
LFD400MT -G1-GR-03 <sup>1)</sup>	24.0 V	DC	12.0 W	36.00 W	23...25 V	25 V
LFD400MT -G1-RE-06 <sup>1)</sup>	24.0 V	DC	12.0 W	72.00 W	23...25 V	25 V
LFD400MT -G1-YE-06 <sup>1)</sup>	24.0 V	DC	12.0 W	72.00 W	23...25 V	25 V
LFD400MT -G1-OR-06 <sup>1)</sup>	24.0 V	DC	12.0 W	72.00 W	23...25 V	25 V

<sup>1)</sup> See product remark

#### Photometrical data

Product description	Light color LED	Luminous flux per meter	Total useful luminous flux	Luminous efficacy	Light color (designation)
LFD400MT -G1-BL-06 <sup>1)</sup>	Blue	60 lm	360 lm	5 lm/W	Blue
LFD400MT -G1-GR-06 <sup>1)</sup>	Green	285 lm	1710 lm	24 lm/W	Green
LFD400MT -G1-GR-03 <sup>1)</sup>	Green	285 lm	855 lm	48 lm/W	Green
LFD400MT -G1-RE-06 <sup>1)</sup>	Red	320 lm	1920 lm	27 lm/W	Red
LFD400MT -G1-YE-06 <sup>1)</sup>	Yellow	162 lm	972 lm	14 lm/W	Yellow
LFD400MT -G1-OR-06 <sup>1)</sup>	Orange	175 lm	1050 lm	15 lm/W	Orange

<sup>1)</sup> See product remark

#### Light technical data

Product description	LED pitch	Beam angle	Rated beam angle (half peak value)	Starting time	Warm-up time (60 %)
LFD400MT -G1-BL-06 <sup>1)</sup>	6.7 mm	120 °	120.00 °	< 0.5 s	0.00 s
LFD400MT -G1-GR-06 <sup>1)</sup>	6.7 mm	120 °	120.00 °	< 0.5 s	0.00 s
LFD400MT -G1-GR-03 <sup>1)</sup>	6.7 mm	120 °	120.00 °	< 0.5 s	0.00 s
LFD400MT -G1-RE-06 <sup>1)</sup>	6.7 mm	120 °	120.00 °	< 0.5 s	0.00 s
LFD400MT -G1-YE-06 <sup>1)</sup>	6.7 mm	120 °	120.00 °	< 0.5 s	0.00 s
LFD400MT -G1-OR-06 <sup>1)</sup>	6.7 mm	120 °	120.00 °	< 0.5 s	0.00 s

<sup>1)</sup> See product remark

## Product family datasheet

### LED module information

Product description	Number of LEDs per meter	Number of LEDs per smallest unit
LFD400MT -G1-BL-06 <sup>1)</sup>	150	6
LFD400MT -G1-GR-06 <sup>1)</sup>	150	6
LFD400MT -G1-GR-03 <sup>1)</sup>	150	6
LFD400MT -G1-RE-06 <sup>1)</sup>	150	6
LFD400MT -G1-YE-06 <sup>1)</sup>	150	6
LFD400MT -G1-OR-06 <sup>1)</sup>	150	6

<sup>1)</sup> See product remark

### Dimensions & weight

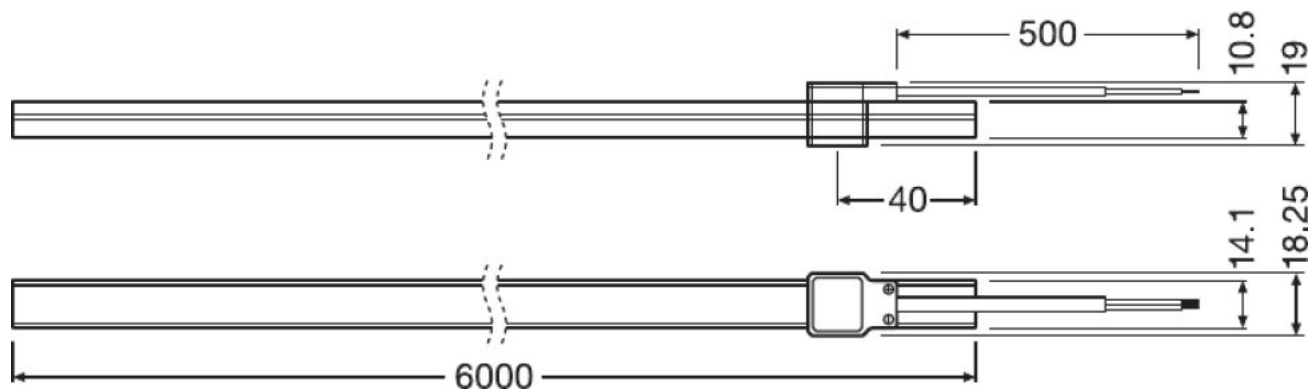
Product description	Length	Length – smallest unit	Width	Height	Cable length
LFD400MT -G1-BL-06 <sup>1)</sup>	6000 mm	40.0 mm	14.1 mm	10.0 mm	500.0 mm
LFD400MT -G1-GR-06 <sup>1)</sup>	6000 mm	40.0 mm	14.1 mm	10.0 mm	500.0 mm
LFD400MT -G1-GR-03 <sup>1)</sup>	3000 mm	40.0 mm	14.1 mm	10.0 mm	500.0 mm
LFD400MT -G1-RE-06 <sup>1)</sup>	6000 mm	40.0 mm	14.1 mm	10.0 mm	500.0 mm
LFD400MT -G1-YE-06 <sup>1)</sup>	6000 mm	40.0 mm	14.1 mm	10.0 mm	500.0 mm
LFD400MT -G1-OR-06 <sup>1)</sup>	6000 mm	40.0 mm	14.1 mm	10.0 mm	500.0 mm

Product description	Product weight
LFD400MT -G1-BL-06 <sup>1)</sup>	1040.00 g
LFD400MT -G1-GR-06 <sup>1)</sup>	1040.00 g
LFD400MT -G1-GR-03 <sup>1)</sup>	531.00 g
LFD400MT -G1-RE-06 <sup>1)</sup>	1040.00 g
LFD400MT -G1-YE-06 <sup>1)</sup>	1040.00 g
LFD400MT -G1-OR-06 <sup>1)</sup>	1040.00 g

<sup>1)</sup> See product remark

## Product family datasheet

### Product line drawing



LFD400MT -G1-BL-06, LFD400MT -G1-GR-06, LFD400MT -G1-GR-03, LFD400MT -G1-RE-06, LFD400MT -G1-YE-06, LFD400MT -G1-OR-06

### Colors & materials

Product description	Cover material	Body material
LFD400MT -G1-BL-06 <sup>1)</sup>	Silicone	Silicone
LFD400MT -G1-GR-06 <sup>1)</sup>	Silicone	Silicone
LFD400MT -G1-GR-03 <sup>1)</sup>	Silicone	Silicone
LFD400MT -G1-RE-06 <sup>1)</sup>	Silicone	Silicone
LFD400MT -G1-YE-06 <sup>1)</sup>	Silicone	Silicone
LFD400MT -G1-OR-06 <sup>1)</sup>	Silicone	Silicone

<sup>1)</sup> See product remark

## Product family datasheet

### Temperatures & operating conditions

Product description	Performance temp. acc. to IEC 62717	Temperature range in operation at Tc point	Ambient temperature range	Temperature range at storage
LFD400MT -G1-BL-06 <sup>1)</sup>	35 °C	-20...65 °C <sup>2)</sup>	-20...+50 °C <sup>3)</sup>	-20...85 °C
LFD400MT -G1-GR-06 <sup>1)</sup>	35 °C	-20...65 °C <sup>2)</sup>	-20...+50 °C <sup>3)</sup>	-20...85 °C
LFD400MT -G1-GR-03 <sup>1)</sup>	35 °C	-20...65 °C <sup>2)</sup>	-20...+50 °C <sup>3)</sup>	-20...85 °C
LFD400MT -G1-RE-06 <sup>1)</sup>	35 °C	-20...65 °C <sup>2)</sup>	-20...+50 °C <sup>3)</sup>	-20...85 °C
LFD400MT -G1-YE-06 <sup>1)</sup>	35 °C	-20...65 °C <sup>2)</sup>	-20...+50 °C <sup>3)</sup>	-20...85 °C
LFD400MT -G1-OR-06 <sup>1)</sup>	35 °C	-20...65 °C <sup>2)</sup>	-20...+50 °C <sup>3)</sup>	-20...85 °C

<sup>1)</sup> See product remark

<sup>2)</sup> Exceeding the maximum ratings will reduce expected life time or destroy the LED strip.

<sup>3)</sup> Rated ambient temp. 25°C/Providing that temperature at Tc point is below max value during operation/Temperature ramping for environmental testing acc. to IEC 62717, 1K/min

### Lifespan

Product description	Rated lamp life time	Nominal lamp life time	Lumen main. fact. at end of nom. life time	Number of switching cycles
LFD400MT -G1-BL-06 <sup>1)</sup>	50000 h <sup>2)</sup>	50000 h	0.70	≥ 15000
LFD400MT -G1-GR-06 <sup>1)</sup>	50000 h <sup>2)</sup>	50000 h	0.70	≥ 15000
LFD400MT -G1-GR-03 <sup>1)</sup>	50000 h <sup>2)</sup>	50000 h	0.70	≥ 15000
LFD400MT -G1-RE-06 <sup>1)</sup>	20000 h <sup>2)</sup>	20000 h	0.70	≥ 15000
LFD400MT -G1-YE-06 <sup>1)</sup>	20000 h <sup>2)</sup>	20000 h	0.70	≥ 15000
LFD400MT -G1-OR-06 <sup>1)</sup>	20000 h <sup>2)</sup>	20000 h	0.70	≥ 15000

<sup>1)</sup> See product remark

<sup>2)</sup> L70/B50

### Capabilities

Product description	Dimmable	Lowest bending radius	Self-adhesive
LFD400MT -G1-BL-06 <sup>1)</sup>	Yes <sup>2)</sup>	100 mm	Yes
LFD400MT -G1-GR-06 <sup>1)</sup>	Yes <sup>2)</sup>	100 mm	Yes
LFD400MT -G1-GR-03 <sup>1)</sup>	Yes <sup>2)</sup>	100 mm	Yes
LFD400MT -G1-RE-06 <sup>1)</sup>	Yes <sup>2)</sup>	100 mm	Yes
LFD400MT -G1-YE-06 <sup>1)</sup>	Yes <sup>2)</sup>	100 mm	Yes
LFD400MT -G1-OR-06 <sup>1)</sup>	Yes <sup>2)</sup>	100 mm	Yes

Product description	With connection set	With end piece
LFD400MT -G1-BL-06 <sup>1)</sup>	Yes	No
LFD400MT -G1-GR-06 <sup>1)</sup>	Yes	No
LFD400MT -G1-GR-03 <sup>1)</sup>	Yes	Yes
LFD400MT -G1-RE-06 <sup>1)</sup>	Yes	No
LFD400MT -G1-YE-06 <sup>1)</sup>	Yes	No

## Product family datasheet

Product description	With connection set	With end piece
LFD400MT -G1-OR-06 <sup>1)</sup>	Yes	No

<sup>1)</sup> See product remark

<sup>2)</sup> PWM

### Certificates & standards

Product description	Energy consumption	Standards	Type of protection
LFD400MT -G1-BL-06 <sup>1)</sup>	80 kWh/1000h	CE; ENEC 10 VDE/EAC/UL Recognized component according UL 8750	IP66/IP67
LFD400MT -G1-GR-06 <sup>1)</sup>	80 kWh/1000h	CE; ENEC 10 VDE/EAC/UL Recognized component according UL 8750	IP66/IP67
LFD400MT -G1-GR-03 <sup>1)</sup>	40 kWh/1000h	CE; ENEC 10 VDE/EAC/UL Recognized component according UL 8750	IP66/IP67
LFD400MT -G1-RE-06 <sup>1)</sup>	80 kWh/1000h	CE; ENEC 10 VDE/EAC/UL Recognized component according UL 8750	IP66/IP67
LFD400MT -G1-YE-06 <sup>1)</sup>	80 kWh/1000h	CE; ENEC 10 VDE/EAC/UL Recognized component according UL 8750	IP66/IP67
LFD400MT -G1-OR-06 <sup>1)</sup>	80 kWh/1000h	CE; ENEC 10 VDE/EAC/UL Recognized component according UL 8750	IP66/IP67

<sup>1)</sup> See product remark

### Logistical data

Product description	Commodity code
LFD400MT -G1-BL-06 <sup>1)</sup>	940540399000
LFD400MT -G1-GR-06 <sup>1)</sup>	940540399000
LFD400MT -G1-GR-03 <sup>1)</sup>	940540399000
LFD400MT -G1-RE-06 <sup>1)</sup>	940540399000
LFD400MT -G1-YE-06 <sup>1)</sup>	940540399000
LFD400MT -G1-OR-06 <sup>1)</sup>	940540399000

<sup>1)</sup> See product remark

### Product remark

Modules perfectly matched to OSRAM OPTOTRONIC LED drivers (see relevant table)/For current photometric data and important safety, installation and application information (see [www.osram.com/led-systems](http://www.osram.com/led-systems)),/All the technical parameters apply to the entire module. In view of the complex manufacturing process for light emitting diodes, the typical values given above for the technical LED parameters are merely statistical values that do not necessarily correspond to the actual technical parameters of an individual product; individual products may vary from the typical values

### Application advice

For more detailed application information and graphics please see product datasheet.

## Product family datasheet

---

### Additional product information

- Some LED modules are equipped with a self-adhesive tape for attaching the LED module to suitable materials, such as aluminum profiles, which must be clean and free of oil or silicone coatings, as well as other dirt/dust particles. The adhesive tape is intended for single use and if removed may damage the material to which it is stuck and the LED module itself, which must then be scrapped. Use the adhesive tape when the installation material temperature is in the 18 °C...35 °C range. Complete adhesion takes up to 72 h.
- LED modules are designed for static installations in accordance with IPC 6013C – Use A. Take material vibrations, repetitive torsion, and elongation/compression into account.
- If the operating environment covers a broad temperature range (e.g. outdoor applications) and the operating length is longer than 2 m, the use of adequate mounting surfaces is required. The use of an additional thicker adhesive tape between LED module and mounting surface is also recommended in order to absorb the stress of any mismatch in expansion. Assure enough space for module expansion with increasing temperature.
- The manufacturer is not responsible for damage due to chemical corrosion. The user must provide suitable protection against corrosive agents such as moisture and condensation and any other harmful elements/compounds. Make certain to avoid corrosive atmospheres. According to the current state of LED technology, hydrogen sulfide (H<sub>2</sub>S) causes accelerated corrosion which leads to shortened lifetime or premature failure. Sources of H<sub>2</sub>S may be rubber, foam rubber, soft-foam tapes, rubber-based sealing, natural sources (e.g. sulfur springs), etc. To avoid H<sub>2</sub>S from sulfur-vulcanized rubber use silicon-based materials or peroxide-crosslinked rubber instead. Follow the recommendations in the material datasheet of the rubber supplier.
- IP00 LED modules, as manufactured, have no conformal coating and therefore offer no inherent protection against corrosion. Conformal coating treatment is possible, however materials must be selected properly in order to avoid product damage or impaired performance; the user must also completely seal the cut parts (ends/edges).
- For applications involving exposure to humidity and dust the module must be protected by a fixture or housing with a suitable IP protection class.
- Consult OSRAM Technical Service for further advice.
- Only a qualified electrician may install the module.
- Handle with care and ensure that there is no mechanical product damage, including damage to invisible internal electronics parts.
- Exceeding maximum operating and storage temperature ratings can reduce the expected lifetime or even destroy the LED module. The temperature of the LED module must be measured at the T<sub>c</sub>-point in accordance with EN 60598-1 under steady-state conditions, considering the worst case; drive all channels at 100 % power. Refer to the product drawing for the exact location of the T<sub>c</sub>-point.
- Exceeding the maximum ratings for the operating voltage causes hazardous overload and will likely destroy the LED module.
- Installation of LED modules and connection to the power supply must comply with all applicable electrical and safety standards.
- Observe correct polarity and wiring diagrams! Incorrect polarity or wrong wiring can cause unpredictable permanent damage or even failure of the product.
- Never exceed the maximum operable length, including daisy-chaining connections.
- Always ensure electrical isolation between the LED module and the mounting surface, especially in the vicinity of connections or cut ends.
- IP00 LED modules are ESD-sensitive; take adequate precautions during installation and operation of the products.
- Use only SELV LED drivers in accordance with applicable lighting standards and LED module ratings. In order to safely operate OSRAM LED modules it is necessary to supply them with an electronically stabilized power supply providing protection against short circuits, overload and overheating. To simplify the approval process of the luminaire/installation, the electronic power supplies control gear for LED modules must bear the CE and ENEC marking. In Europe the Declarations of Conformity must include at least the following standards: EN 61347-2-13, EN 55015, EN 61547 and EN 61000-3-2. ENEC certification will be based on EN 61347-2-13 and EN 62384. OSRAM OPTOTRONIC LED drivers comply with all relevant standards and guarantee safe operation; see the relevant brochure for more detailed information about OSRAM OPTOTRONIC.
- Avoid installations in rural and urban areas with high industrial activity and heavy traffic (higher than class than 4C1 according IEC 60721-3) and as well as installation in spa, areas with chlorine atmosphere, direct exposure to blown sand.








---

### Sales and Technical Support

## Product family datasheet

Sales and Technical Support [www.osram.com](http://www.osram.com)

### Download Data

File	
	User instruction LINEARLIGHT Flex Diffuse Installation Guide - Naed Version (EN)
	Product Datasheet LINEARlight FLEX DIFFUSE Top Specification Sheet (EN)
	Brochures Light is freedom of design (EN)
	Certificates VDE-ENEC Certificate
	Certificates UL Certificate
	Certificates CB TEST CERTIFICATE DE-57743
	Declarations of conformity 726047_Declaration of Conformity_LINEARlight Flex Diffuse
	Declarations of conformity 726048_Manufacturer Declaration_LINEARlight Flex Diffuse
	Eulumdat 727786_Eulumdat_LFD400MT- G1-BL-06.ltd
	Eulumdat Eulumdat LFD400MT- G1-BL-06
	IES data 727813_IES data_LFD400MT- G1-BL-06.ies
	IES data IES LFD400MT- G1-BL-06
	Eulumdat 727788_Eulumdat_LFD400MT- G1-GR-06.ltd
	Eulumdat Eulumdat LFD400MT- G1-GR-06
	IES data 727815_IES data_LFD400MT- G1-GR-06.ies
	IES data IES LFD400MT- G1-GR-06
	Eulumdat 727787_Eulumdat_LFD400MT- G1-GR-03.ltd
	Eulumdat Eulumdat LFD400MT-G1-GR-03
	IES data 727814_IES data_LFD400MT- G1-GR-03.ies
	IES data IES LFD400MT- G1-GR-03



## Product family datasheet

	Eulumdat 727790_Eulumdata_LFD400MT- G1-RE-06.ltd
	Eulumdat Eulumdat LFD400MT- G1-RE-06
	IES data 727817_IES data_LFD400MT- G1-RE-06.ies
	IES data IES LFD400MT- G1-RE-06
	Eulumdat 727791_Eulumdat_LFD400MT- G1-YE-06.ltd
	Eulumdat Eulumdat LFD400MT- G1-YE-06
	IES data 727818_IES data_LFD400MT- G1-YE-06.ies
	IES data IES LFD400MT- G1-YE-06
	Eulumdat 727789_Eulumdat_LFD400MT- G1-OR-06.ltd
	Eulumdat Eulumdat LFD400MT- G1-OR-06
	IES data 727816_IES data_LFD400MT- G1-OR-06.ies
	IES data IES LFD400MT- G1-OR-06

### Logistical Data

Product code	Product description	Packaging unit (Pieces/Unit)	Dimensions (length x width x height)	Volume	Gross weight
4052899953550	LFD400MT -G1-BL-06	Shipping carton box 6	519 mm x 246 mm x 525 mm	67.03 dm <sup>3</sup>	13358.00 g
4052899953567	LFD400MT -G1-GR-06	Shipping carton box 6	519 mm x 246 mm x 525 mm	67.03 dm <sup>3</sup>	13358.00 g
4052899450851	LFD400MT -G1-GR-03	Shipping carton box 6	519 mm x 246 mm x 525 mm	67.03 dm <sup>3</sup>	10304.00 g
4052899953574	LFD400MT -G1-RE-06	Shipping carton box 6	519 mm x 246 mm x 525 mm	67.03 dm <sup>3</sup>	13358.00 g
4052899953581	LFD400MT -G1-YE-06	Shipping carton box 6	519 mm x 246 mm x 525 mm	67.03 dm <sup>3</sup>	13358.00 g
4052899953598	LFD400MT -G1-OR-06	Shipping carton box 6	519 mm x 246 mm x 525 mm	67.03 dm <sup>3</sup>	13358.00 g

The mentioned product code describes the smallest quantity unit which can be ordered. One shipping unit can contain one or more single products. When placing an order, for the quantity please enter single or multiples of a shipping unit.

## Product family datasheet

### Accessories Mandatory

Product description	Accessory name	Accessory code
LFD400MT -G1-BL-06	FX-DCS -G1-CM2PF-IP67-500-X5	▶ 4052899451971
LFD400MT -G1-GR-06	FX-DCS -G1-CM2PF-IP67-500-X5	▶ 4052899451971
LFD400MT -G1-GR-03	FX-DCS -G1-CM2PF-IP67-500-X5	▶ 4052899451971
LFD400MT -G1-RE-06	FX-DCS -G1-CM2PF-IP67-500-X5	▶ 4052899451971
LFD400MT -G1-YE-06	FX-DCS -G1-CM2PF-IP67-500-X5	▶ 4052899451971
LFD400MT -G1-OR-06	FX-DCS -G1-CM2PF-IP67-500-X5	▶ 4052899451971

### Accessories Optional

Product description	Accessory name	Accessory code
LFD400MT -G1-BL-06	FX-LFDM -G1-BT-17H11	▶ 4052899452480
LFD400MT -G1-BL-06	FX-LFDM -G1-BTL-17H11E9	▶ 4052899452510
LFD400MT -G1-BL-06	FX-DCS -G1-CM2PF-IP67-TOPKIT5	▶ 4052899451995
LFD400MT -G1-BL-06	FX-DCS -G1-CM2PJ-IP67-0190-X5	▶ 4052899452039
LFD400MT -G1-BL-06	FX-DCS -G1-CM2PJ-IP67-TOPKIT5	▶ 4052899452053
LFD400MT -G1-BL-06	FX-DCS -G1-ECT-KIT20	▶ 4052899452107
LFD400MT -G1-BL-06	FX-DCS -G1-EHT-KIT20	▶ 4052899452176
LFD400MT -G1-BL-06	FX-DCS -G1-GL-25	▶ 4052899452244
LFD400MT -G1-GR-06	FX-LFDM -G1-BT-17H11	▶ 4052899452480
LFD400MT -G1-GR-06	FX-LFDM -G1-BTL-17H11E9	▶ 4052899452510
LFD400MT -G1-GR-06	FX-DCS -G1-CM2PF-IP67-TOPKIT5	▶ 4052899451995
LFD400MT -G1-GR-06	FX-DCS -G1-CM2PJ-IP67-0190-X5	▶ 4052899452039
LFD400MT -G1-GR-06	FX-DCS -G1-CM2PJ-IP67-TOPKIT5	▶ 4052899452053
LFD400MT -G1-GR-06	FX-DCS -G1-ECT-KIT20	▶ 4052899452107
LFD400MT -G1-GR-06	FX-DCS -G1-EHT-KIT20	▶ 4052899452176
LFD400MT -G1-GR-06	FX-DCS -G1-GL-25	▶ 4052899452244
LFD400MT -G1-GR-03	FX-LFDM -G1-BT-17H11	▶ 4052899452480
LFD400MT -G1-GR-03	FX-LFDM -G1-BTL-17H11E9	▶ 4052899452510
LFD400MT -G1-GR-03	FX-DCS -G1-CM2PF-IP67-TOPKIT5	▶ 4052899451995
LFD400MT -G1-GR-03	FX-DCS -G1-CM2PJ-IP67-0190-X5	▶ 4052899452039
LFD400MT -G1-GR-03	FX-DCS -G1-CM2PJ-IP67-TOPKIT5	▶ 4052899452053
LFD400MT -G1-GR-03	FX-DCS -G1-ECT-KIT20	▶ 4052899452107
LFD400MT -G1-GR-03	FX-DCS -G1-EHT-KIT20	▶ 4052899452176
LFD400MT -G1-GR-03	FX-DCS -G1-GL-25	▶ 4052899452244
LFD400MT -G1-RE-06	FX-LFDM -G1-BT-17H11	▶ 4052899452480
LFD400MT -G1-RE-06	FX-LFDM -G1-BTL-17H11E9	▶ 4052899452510

## Product family datasheet

LFD400MT -G1-RE-06	FX-DCS -G1-CM2PF-IP67-TOPKIT5	▶ 4052899451995
LFD400MT -G1-RE-06	FX-DCS -G1-CM2PJ-IP67-0190-X5	▶ 4052899452039
LFD400MT -G1-RE-06	FX-DCS -G1-CM2PJ-IP67-TOPKIT5	▶ 4052899452053
LFD400MT -G1-RE-06	FX-DCS -G1-ECT-KIT20	▶ 4052899452107
LFD400MT -G1-RE-06	FX-DCS -G1-EHT-KIT20	▶ 4052899452176
LFD400MT -G1-RE-06	FX-DCS -G1-GL-25	▶ 4052899452244
LFD400MT -G1-YE-06	FX-LFDM -G1-BT-17H11	▶ 4052899452480
LFD400MT -G1-YE-06	FX-LFDM -G1-BTL-17H11E9	▶ 4052899452510
LFD400MT -G1-YE-06	FX-DCS -G1-CM2PF-IP67-TOPKIT5	▶ 4052899451995
LFD400MT -G1-YE-06	FX-DCS -G1-CM2PJ-IP67-0190-X5	▶ 4052899452039
LFD400MT -G1-YE-06	FX-DCS -G1-CM2PJ-IP67-TOPKIT5	▶ 4052899452053
LFD400MT -G1-YE-06	FX-DCS -G1-ECT-KIT20	▶ 4052899452107
LFD400MT -G1-YE-06	FX-DCS -G1-EHT-KIT20	▶ 4052899452176
LFD400MT -G1-YE-06	FX-DCS -G1-GL-25	▶ 4052899452244
LFD400MT -G1-OR-06	FX-LFDM -G1-BT-17H11	▶ 4052899452480
LFD400MT -G1-OR-06	FX-LFDM -G1-BTL-17H11E9	▶ 4052899452510
LFD400MT -G1-OR-06	FX-DCS -G1-CM2PF-IP67-TOPKIT5	▶ 4052899451995
LFD400MT -G1-OR-06	FX-DCS -G1-CM2PJ-IP67-0190-X5	▶ 4052899452039
LFD400MT -G1-OR-06	FX-DCS -G1-CM2PJ-IP67-TOPKIT5	▶ 4052899452053
LFD400MT -G1-OR-06	FX-DCS -G1-ECT-KIT20	▶ 4052899452107
LFD400MT -G1-OR-06	FX-DCS -G1-EHT-KIT20	▶ 4052899452176
LFD400MT -G1-OR-06	FX-DCS -G1-GL-25	▶ 4052899452244

### Disclaimer

Subject to change without notice. Errors and omission excepted. Always make sure to use the most recent release.