
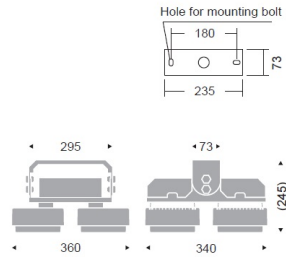
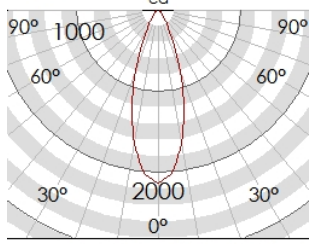
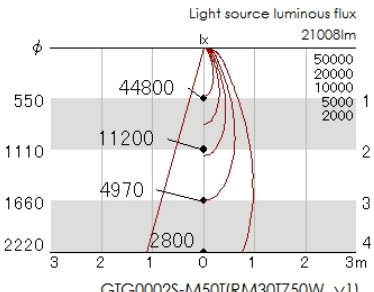


Model Name	GTG0002S-M50T
Description	HIGH-BAY series Factory Base Light Built-in type

<p>Fixture Specifications</p> <p>Weight: 11.0 kg</p> <p>Body: Die-cast aluminum Metallic finish (silver)</p> <p>Color Temperature: 5000K</p> <p>Color Rendering: 70 CRI</p> <p>Luminous Flux of the Fixture: 20808 lm</p> <p>Service Life: 60000h</p>	<p>Image</p> 
<p>Driver Specifications</p> <p>Model Number: Driver integrated</p> <p>Manufacture: ENDO LIGHTING CORPORATION</p> <p>Dimming: Non-dimmable</p> <p>Operating Voltage: AC220-240V</p> <p>Power Consumption(with Driver): 182.5W</p>	<p>Dimensions</p> 
<p>Remarks</p> <p>Dedicated to bolt mounting Not available at the places where the system would be affected by dust. The six lenses in the middle are not used, because the lens set is used in common for Rs-36.</p>	<p>Light Distribution</p> <p>RM30T750W_v1 (x4) Beam angle: 34° Per. 1000lm</p>  <p>Light source luminous flux lx 21008lm</p>  <p>GTG0002S-M50T(RM30T750W_v1)</p>