



RECESSED SPOTLIGHT 4.0292


UNDERWATER

IP68



- › New development
- › Up to 6900 lumen light intensity
- › Ideal for hotel pools and public pools





4.0292 | SWIMMINGPOOL-LIGHT

FOR ILLUMINATING MEDIUM AND LARGE SWIMMING POOLS.

IP68	STAINLESS STEEL V4A 1.4571 316Ti	POW-LED INCL.	3.000 K 4.500 K 6.000 K BLUE	RGB-W	CONSTANT CURRENT KONSTANT STROM	DALI 1-10 V OPTIONAL DIMM	CABLE INCL.	max 5m	↕	↔	⏏	CE	III
------	--	---------------	---------------------------------------	-------	------------------------------------	------------------------------	-------------	--------	---	---	---	----	-----



NEW SERIES
CENTUM°
LIGHT UNDERWATER.
REDEFINED.
INFO ON PAGE 6



- Protection class IP68 – up to 5m water depth
- Entirely made of stainless steel 316Ti 1.4571, epolished
- Round attachment cover, made of stainless steel 316Ti, height 2 mm
- ...
- POW-LED cold white, warm white, neutral white
- POW-LED royal blue
- Multichip POW-LED RGB-W
- operating mode: constant current
- temperature controlled (onboard)
- surge protection
- light distribution especially for swimming pool lighting "asymmetric Mixflux"
- ...
- Constant-current power source/RGB-W-controller ordered separately
- Installation housing made of stainless steel 316Ti with 1.5 m cable protection tube
- Supplied with 5 m of special underwater cable




+ ADDITIONAL PARTS


TIPP mounting housing plastic, IP65, with 2 in/1 out, transparent cover, suitable for power supply 5.0630.01.12 and RGB-W Controller 5.0630.09.52
9.0630.65.12

DMX DONGLE DMX-Dongle load resistance 120 Ohm
5.0670.09.65

★ PRODUCT LINE

 **4.0292.73 – Standard Saline**
Recessed spotlights (underwater)
> Page 14

 **4.0291 – Retrofit**
Recessed spotlights (underwater)
> Page 18

 **4.0291.73 – Retrofit Saline**
Recessed spotlights (underwater)
> Page 22



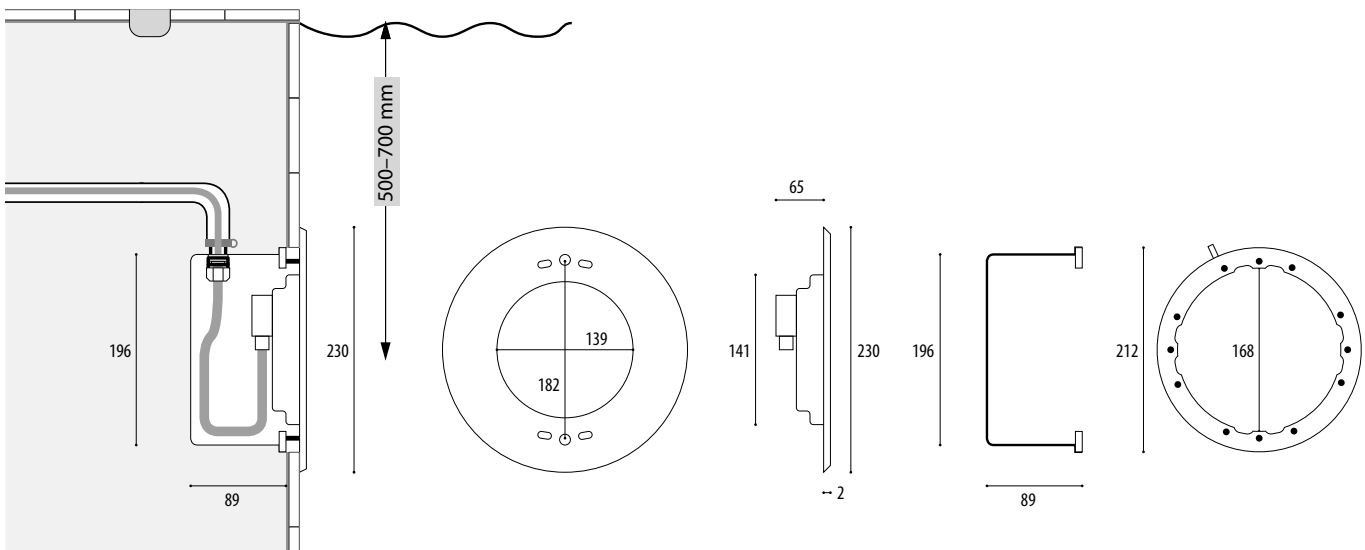
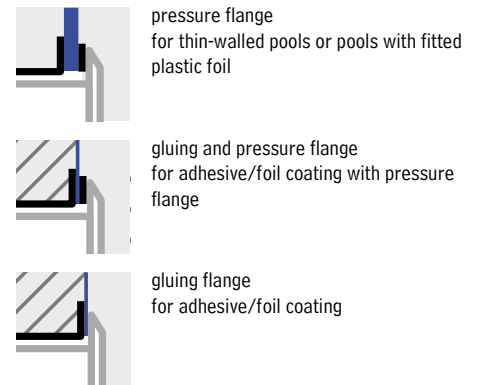
RECESSED SPOTLIGHT 4.0292

UNDERWATER

IP68



Installation housing



Article number	Lamps	Lumen	Light colour	Wattage	Current	Radation angle	UW-Cable, installs
ONLY UNDERWATER OPERATION							
STANDARD VERSION - NEW INSTALLATION IN COMBINATION WITH INSTALLATION HOUSING							
4.0292.00.11	12 POW-LED	6900 lm	6000K cold white	total 47 W	CC 3600mA @12 V-DC	asymmetrisch Mixflux	UW, 2x2,5 qmm
4.0292.00.12	12 POW-LED	5640 lm	3000K warm white	total 47 W	CC 3600mA @12 V-DC	asymmetrisch Mixflux	UW, 2x2,5 qmm
4.0292.00.13	12 POW-LED	6036 lm	4500K neutral white	total 47 W	CC 3600mA @12 V-DC	asymmetrisch Mixflux	UW, 2x2,5 qmm
4.0292.00.16	48 POW-LED		500mW/LED royal blue 450 nm	total 49,5 W	CC 3600mA @12 V-DC	asymmetrisch Mixflux	UW, 2x2,5 qmm
4.0292.00.41	12 Multichip POW-LED	cold white: 2100 lm	RGB-CW cold white 6000K	all on 75 W	CC 1400mA @12 V-DC	asymmetrisch Mixflux	UW, 1x4,0 + 4x1,0 + 2x0,25 qmm
4.0292.00.42	12 Multichip POW-LED	warm white: 1800 lm	RGB-WW warm white 3000K	all on 75 W	CC 1400mA @12 V-DC	asymmetrisch Mixflux	UW, 1x4,0 + 4x1,0 + 2x0,25 qmm
4.0292.00.43	12 Multichip POW-LED	neutral white: 1920 lm	RGB-NW neutral white 4500K	all on 75 W	CC 1400mA @12 V-DC	asymmetrisch Mixflux	UW, 1x4,0 + 4x1,0 + 2x0,25 qmm

INSTALLATION HOUSING

4.0292.01.00	made of V4A stainless steel with 1.5 m protective cable tube and M20 plastic terminating connection, for welding into stainless steel pools and for installation in concrete pools with tile covering
4.0292.02.00	made of V4A stainless steel with 1.5m protective cable tube and M20 plastic terminating connection, for installation in thin-walled pools and foil lined pools (pressure flange ø 234 mm)
4.0292.03.00	made of V4A stainless steel with 1.5 m protective cable tube and M20 plastic terminating connection, for installation in pools with adhesive/foil coating (adhesive flange ø 350 mm)




RECESSED SPOTLIGHT 4.0292




IP68

UNDERWATER


6000K, Mixflux



3000K, Mixflux



4500K, Mixflux



< Project
Carpesol, Bad Rothenfelde, Germany
Planner: Architekturbüro de witt janßen partner, Bad Zwischenahn

NOTE

Spotlights can (according to prior agreement) also be supplied without the connected cable to simplify installation with large cable lengths (up to max. 40m). The cable can be connected to the connection box without opening the spotlight.

Matching installation housing should be selected, depending on the installation type and situation.

Version for saline water see page 14



OPTIONS

Possible beam angle POW-LED



POW-LED monochrome, single colour in green, red, amber, blue, capri blue, 2700K

Individual configuration of the LED multichips possible



Power supplies Technical details see from page 234.

5.0630.01.12		5.0630.03.12		5.0630.10.12	
5.0630.01.12	Constant Current power supply, dimmable, max 1 spotlights	5.0630.03.12	Constant Current power supply, dimmable, max 3 spotlights	5.0630.10.12	Constant Current power supply, IP65, not dimmable, max 1 spotlights
5.0630.01.12		5.0630.03.12		5.0630.10.12	
5.0630.01.12		5.0630.03.12		5.0630.10.12	
5.0630.09.52					
5.0630.09.52	RGB-W-Controller, max 1 spotlights				
5.0630.09.52					