
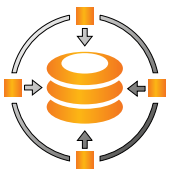



# N6230 N6430 Active Network Control Panel



Entrypass Active Networks are designed to enhance highly customized and rapid 'real-time' changes to the underlying network operation. Brilliantly engineered with all the power you need to enable code-sending, minus unnecessary buffer time with its distributed architecture capable of processing access demand at the edge level without leveraging at the server end.




HIGH CAPACITY



ACTIVE TRANSMIT



BUILT IN WEB SERVER



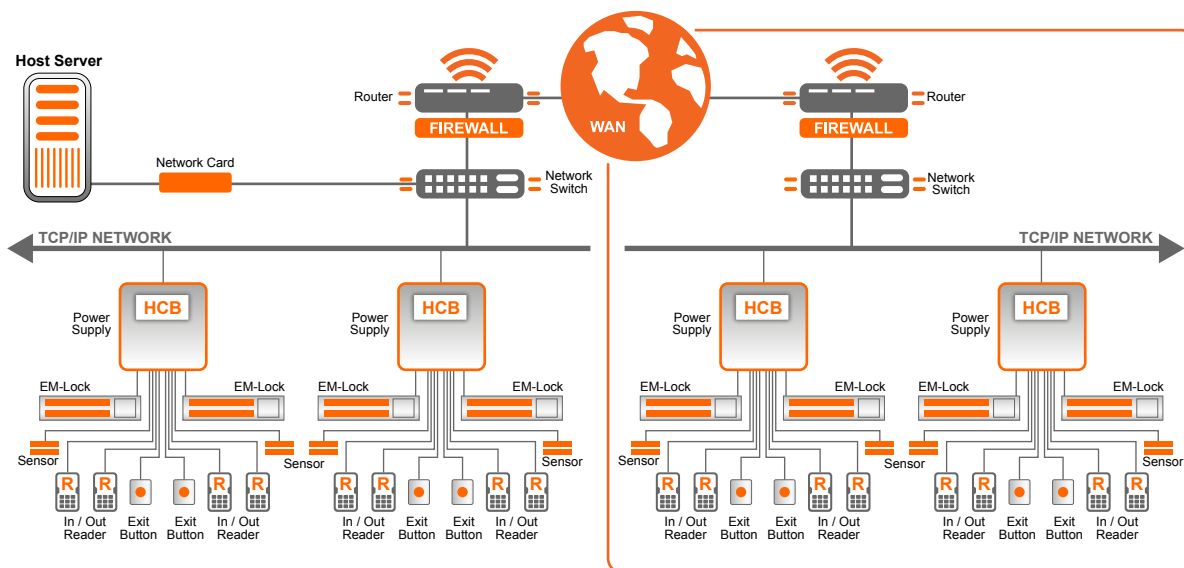
DOOR INTERLOCKING

## Feature Highlight

- 30 Digits (Structure Ready) Singapore Easylink / SSID Ready
- Support 100,000 Users And 200,000 Events Memory
- Support Single Door / 2 Doors / 4-In Doors
- Support Car Park Mode
- Support Dynamic Reader Location
- Compatible with Various Reader Technologies
- ActiveTransmit & ActiveDownload
- Peer To Peer Global Anti-Passback

- Configurable Digital / Supervised Inputs (8)
- Unlimited Access Level
- Onboard & Cross-Board Interlocking
- User Counting (Card Holder / Car Park)
- Advance Encryption Standard (AES)
- Reader Output Control
- Dynamic Operation Profile
- Event Based Triggering (EBT)

## Basic System Diagram



## Technical Specification

Hardware	Description
Dimension	170mm x 110mm (board only)
MCU	Freescale ColdFire 32bits@60MHz
Memory	256K Flash Memory 32K SRAM (Buffer) 64Mbits Non-Volatile SPI Flash Memory (Storage) 2GB MicroSD Card(Secondary Storage)
Number of Reader Support	<b>N6230</b> - 2-In Doors Mode - Single In reader per door <b>N6430</b> - 4-in Doors Mode -Single In Reader per door
Card System	< 30 digit (Structure Ready) Singapore Easylink/SSID Ready
Operating Power	12vDC@3A
Operating Temperature	0 °C to 40 °C
Card Holder	100,000
Event Transaction	200,000
Access Level	Unlimited Access Level
Digital/Supervise Inputs	Max 8, User configurable (Door Sensor/Request-To-Exit/Fire Input/General Purpose)
Digital Output	Max. 4 Dry contact Relay
Network Communication Port	10/100Mbps RJ-45 TCP/IP
Power Protection	Resettable Fuse - 2.5A
Surge Protection	TVS - Up to 15KVA
Onboard LED Control	Power / Communication / LAN / Event / Error
AC Fail Monitoring	Yes
Battery Monitoring	Yes (Firmware threshold control to shutdown control panel)
External Short Circuit Protection	At readers
Backup Battery	Yes, Apply to RTC only