

TOSHIBA

e-STUDIO™ 2518A

e-STUDIO™ 3018A

e-STUDIO™ 3518A

e-STUDIO™ 4518A

e-STUDIO™ 5018A

- Black & White Multifunction Printer
- Up to 50 PPM
- Medium/Large Workgroup
- Copy, Print, Scan, Fax
- Secure MFP
- Solutions Ready



**TOGETHER
INFORMATION**


CONNECT, INTEGRATE, SIMPLIFY, AND MORE.

Technology for every workplace, delivering advanced functionality, ease of use and peace of mind.

Every business is unique. That's why Toshiba offers the latest customisable solutions that can be tailored to meet your needs. Toshiba solutions help you simplify complex tasks while managing diverse information—efficiently and safely to maximise your productivity.

Toshiba's latest series delivers on our promise of Together Information - our commitment to collaborate with clients to provide tailored, cost-effective solutions that meet your print, document management and content needs while helping you to meet your green objectives.

- > Speeds of 25, 30, 35, 45 and 50 PPM
- > High-volume and high-toner yields
- > Advanced e-BRIDGE Next technology
- > Fast dual-core processor



Simple, smart and stylish.

A larger 10.1" tablet-style touch screen with an embedded web browser is easy to use, and customisable to meet your needs, enhancing the sleek and modern look of the complete series.

Produce more with less effort.

The Toshiba e-STUDIO5018A Series is designed to put a fast, efficient, secure MFP in the hands of workgroups looking to improve productivity.

- > Impressive resolution providing 2,400 dpi (Equivalence) x 600 dpi (with smoothing)
- > A time-saving, high-speed, high-capacity 300-sheet Dual-Scan Document Feeder
- > A high toner yield minimises end-user intervention and enables long uninterrupted runs.

The same power and performance typically enjoyed only by larger businesses is now available for all small and medium size companies. After all, size does not have to limit capability, nor production, thanks to Toshiba's e-STUDIO5018A MFP series.

Customisable user interface streamlines complicated multi-step processes into automated one-touch functions.

A fully-customisable user interface with an open platform enables departments to tailor settings and automate workflow including the integration of third-party solutions resulting in simple operation and improved efficiency. Let Toshiba place productivity and performance at your fingertips.

- > Customise and automate workflow specifically around your business processes
- > Boost productivity by reducing manual and paper intensive processes in the office
- > Personalise the user interface by department or individually to deliver the utmost efficiency
- > Cost savings and greater efficiency through improved workflow and productivity



A COMPACT DESIGN THAT LEAVES NOTHING OUT.

Workgroups can now get a lot more done using fewer resources and less space. The compact design of the e-STUDIO5018A Series is packed with useful functions, lots of options and elegant style.

Advanced e-BRIDGE Next Technology enables the MFP to drive Toshiba's internally developed solutions or those from a third party with ease.

Dual-Scan Document Feeder holds an amazing 300 originals and boasts an impressive 240 images per minute (IPM) by scanning both sides of the page in a single pass.

Auto Skew Correction ensures your scanned documents, using any of the document feeder options are reproduced accurately.

First Copy Out Time clocks in at blazing fast speeds of up to 3.6 seconds.

Embedded Optical Character Recognition (OCR) simplifies the creation of searchable PDFs or editable document formats such as Microsoft® Word™.

Job Reservation will queue up multiple copy or print jobs so users can send jobs whenever.

Saddle/Fold Capabilities offer saddle-stitch finishing and the ability to fold without stapling.

Service Module Design significantly reduces the cost and time spent servicing the MFP.

Toshiba e-Suite provides a user friendly embedded user interface for secure print release, copy, scan, fax and card registration to all individual users. The users are able to view their individual quota balance of black/white and colour prints so as to help them carry out their print activity more effectively.

Its powerful device management feature enables the administrator to discover Toshiba MFPs in the network and configuring/adding to managed device list at ease.

Multi-Station Print Enabler allows you to retrieve your print job from a series of networked MFP – now with support of up to 50 e-BRIDGE devices.


Print Around eliminates printing bottlenecks by allowing other print jobs to go around one job that's held-up due to requiring a specific paper size or type.

Print-from USB lets you print PDF and JPG files straight from your USB drive and the MFP will scale document to fit the available paper size if necessary.

e-BRIDGE Plus for USB Storage is great for capturing a file quickly when you're on the go.

Scan Preview allows you to review your scanned documents digitally, even rotate and change pages prior to sending to file or email.

Fax Preview saves valuable resources by letting you view received faxes prior to printing them.



TOSHIBA

TOSHIBA TECHNOLOGY AT WORK FOR YOU.

At Toshiba, we work hard to make your work easier, and more productive. In fact, we haven't even mentioned all of our impressive features, like PCL 6, PS3, XPS support and universal drivers that offer connectivity to Windows®, Macintosh® and more. Then there are driver plug-ins such as e-BRIDGE Job Point that splits large jobs over multiple machines, e-BRIDGE Job Replicator for the creation of multi-part forms and documents, e-BRIDGE Job Separator for batch printing with any app, and e-BRIDGE Job Build to print different documents together as a single job.

Security for Your Business

We're constantly looking for new ways to make your work, and ours, safer, and more secure.

- > A 320GB Self-Encrypting Drive (SED) with Automatic Drive Invalidation (ADI) & Data Overwrite capability provides top level security
- > IPsec is available to securely encrypt data sent to and from the MFP

With Google Cloud Print™ support, you can securely print over the web from anywhere, anytime—including your phone—to an e-STUDIO5018A Series MFP, e-BRIDGE Plus for Google Drive™, e-BRIDGE Plus for OneDrive®, e-BRIDGE Plus for DropBox®, and e-BRIDGE Plus for box™ address all of the popular cloud-based mobility apps.*

Toshiba's new e-BRIDGE Plus apps, including e-BRIDGE Plus for OneDrive® for Business, e-BRIDGE Plus for SharePoint® Online and e-BRIDGE Plus for Exchange Online let users scan to and print from Microsoft's cloud-based services directly at the front panel of the e-STUDIO MFP or their mobile device. This includes Word™, Excel® and PowerPoint® (docx, xlsx, pptx) documents stored in OneDrive® accounts or SharePoint® locations. When combined with our embedded OCR feature, documents can be scanned into popular Office™ formats as well.*


*Your network settings and/or access control may vary depending on network environment when installing e-BRIDGE Plus applications. For details, please consult Toshiba's sales person.

**Available three applications; e-BRIDGE Plus for OneDrive® for Business, e-BRIDGE Plus for SharePoint® Online and e-BRIDGE Plus for Exchange Online.

Responsibility for the Planet

Innovation that is truly innovative makes certain that our environment is part of the equation, which is precisely why we're always looking for ways to be even more environmentally responsible.

- > ENERGY STAR® V2.0 certified
- > RoHS compliance, the use of recycled plastics, and Super Sleep (0.6W) Mode work to help the environment
- > EPEAT Gold Registered for greener electronics, designed to help purchasers choose products that reduce environmental impact
- > The new e-STUDIO models' Typical [weekly] Electrical Consumption or TEC value is exceptionally low, equating to an environmentally friendly product with a low operating cost too
- > e-BRIDGE Plus for Green Information provides users with a graphical display at the MFP of their environmental contribution to promote more effective use



TOSHIBA

THE FEATURES YOU EXPECT, AND MORE.

1 Document Feeder Options

MR-4000-B	Dual-Scan Document Feeder (DSDF)
MR-3031-B	Reversing Automatic Document Feeder (RADF)
KA-5005PC	Platen Cover

2 Accessory Tray & Keyboard Options

GR-1330	Accessory Tray
GR-1340	10-Key Numeric Keypad

3 Finishing Options

MJ-1042-B	50-Sheet Inner Finisher
MJ-1109-B	50-Sheet Console Finisher
MJ-1110-B	50-Sheet Saddle-Stitch Finisher
Mj-5014/15	Job Separator

4 Additional Paper Options

KD-1058-B	Paper Feed Pedestal
MY-1048-B	Additional Drawer Module for PFP
KD-1059A4-B	2,000-Sheet Large Capacity Feeder
MY-1049-B	Envelope Cassette

Additional Option Highlights

- > e-Suite Print Management & Reporting Module
- > Embedded OCR Enabler
- > Multi-Station Print Enabler
- > Wireless LAN/Bluetooth
- > IPsec Security Enabler
- > Single & Dual-Line Facsimile
- > Card Reader



The e-STUDIO5018A Series includes all the features you would expect from a top-quality MFP, along with a few new ones that may come as a pleasant surprise.

In Control with the Greatest of Ease

A larger tiltable, touch swipe 10.1" colour panel works like a tablet or smartphone interface so you can find whatever you need by just swiping your finger.

Advanced e-BRIDGE Next Technology

Built on Linux®, this latest generation e-BRIDGE Next architecture features an Embedded Web Browser, a dual-core processor, up to 4GB RAM and a 320GB SED enabling the MFP to easily drive Toshiba's internally developed solutions or even third-party applications.

Double the Scan Speed

A 300-sheet high-speed, high-capacity Dual-Scan Document Feeder (DSDF) produces up to 120 IPM simplex and 240 IPM duplex. A conventional RADF is available for less scan-intensive businesses.

Add What You Need, All at Once

1,200 sheet paper capacity comes standard, but if you need more, just add 2 optional 550-sheet cassettes or a tandem LCF for 2,000 A4 only for a total capacity of 3,200.

e-Suite

Toshiba e-Suite provides a user friendly embedded user interface for secure print release, copy, scan, fax and card registration to all individual users. The users are able to view their individual quota balance of black/white and colour prints so as to help them carry out their print activity more effectively.

Its powerful device management feature enables the administrator to discover Toshiba MFPs in the network and configuring/adding to managed device list at ease.

Multi-Station Print Enabler

Toshiba's internally developed Multi-Station Print Enabler, now with support of up to 50 e-STUDIO devices, allows users to send print jobs from their desktop and retrieve them by simply swiping their card and authenticating at any convenient MFP.

e-STUDIO™ 2518A/3018A/3518A/4518A/5018A

Main Specifications

Copy System	Indirect Electrostatic Photographic Method (OPC) LED Printing Heat Roller Fusing
Display	10.1" Colour WSVGA Touch Screen Tinting Display
Copy Speed	25/30/35/45/50 PPM (A4)
First Copy Out	4.3/4.3/3.6/3.6/3.6 Seconds
Warm-Up Time	Approx. 20 Seconds
Copy Resolution	2,400 x 600 dpi with Smoothing
Stack Feed Bypass	100 x 148 mm to A3, Envelope
Multiple Copying	Up to 999 Copies
Paper Capacity	Standard 1,200 Sheets Max. 3,200 Sheets
Original Feed	Optional 300-Sheet DSDF or 100-Sheet RADF
Scan Speed & Weights	DSDF Scan: Up to 240 IPM Duplex, 120 IPM Simplex, Simplex: 35 - 209 gsm, Duplex: 35 - 209 gsm RADF Scan: Up to 73 IPM, Simplex: 35 - 157 gsm, Duplex: 50 - 157 gsm
Max. Original Size	A3
Paper Feed Sizes	Drawer 1: 550 Sheets-A5-R to A3 Drawer 2: 550 Sheets- A5-R to 320 x 460 mm Stack Feed Bypass: 100 Sheets- 100 x 148 mm to 320 x 460 mm, 305 x 1,200 mm Banner Opt. 550-Sheet Paper Feed Pedestal- A5-R to 320 x 460 mm Opt. 550-Sheet Drawer for PFP- A5-R to 320 x 460 mm Opt. Envelope Cassette for PFP-Approx. 60 Envelopes/550 Sheets - 16K-R to A4-R Opt. 2,000-Sheet Tandem LCF (Pedestal Type)-A4 Only Standard: 550 Sheets x 2- 60 - 256 gsm Stack Feed Bypass: 100 Sheets- 52 - 256 gsm Opt. 550-Sheet Paper Feed Pedestal- 60 - 256 gsm Opt. 550 Sheets Drawer for PFP- 60 - 256 gsm Opt. Envelope Cassette for PFP- 60 - 256 gsm Opt. 2,000-Sheet Tandem LCF (Pedestal Type)- 64 - 105 gsm Standard Automatic Duplex Unit (60 - 256 gsm)
Paper Weights	25% to 400%
Duplex	Max. 100K/120K/125K/150K/150K Month
Reproduction Ratio	Approx. 56.8 kg
Max Duty Cycle	585mm (W) x 586mm (D) x 787mm (H)
Weight	43.9K @ 5%
Approx. Dimensions	220-240 Volts, 50-60 Hz, 8 Amps
Toner Yield	Maximum 1.6kW (220-240V)
Power Source	Intel Atom™ 1.33 GHz (Dual-Core)
Power Consumption	eST2518A/3018A: Std 2GB, Max Std 4GB
CPU	eST3518A/4518A/5018A: Std 4GB
Memory	320GB Self-Encrypting Drive
Hard Disk Drive	

e-BRIDGE Next Print Specifications

PDL	PCL5e, PCL5c, PCL6 (PCL XL), PS3, PDF, XPS, JPEG
Print Speed	25/30/35/45/50 Pages Per Minute (A4)
Print Resolution	600 x 600 dpi (1 bit) or 2,400 (Equivalent) x 600 dpi (with Smoothing), 1,200 x 1,200 dpi (2 bit) or 3,600 x 1,200 dpi (with Smoothing), PS3
Operating Systems	Windows Server® 2008 R2, R2 SP1, 2008 SP2, Windows® 7, 8.1, 10, Windows Server® 2012 R2, Windows Server® 2016, Macintosh® (MacOS x 10.7.4, 10.8, 10.9, 10.10, 10.11, 10.12, 10.13), Unix®, Linux®
Network Protocols	TCP/IP (IPv4, IPv6), NetBIOS over TCP/IP, IPX/SPX® for Novell® Environments, EtherTalk® for Macintosh Environments
Interface	RJ-45 Ethernet (10/100/1000 Base-T), USB 2.0 (High-speed), Optional 802.11b/g/n, Wireless LAN, Optional Bluetooth
Wireless Device	AirPrint®, Mopria®, e-BRIDGE Print & Capture Application on iOS and Android (Available via Apple App Store or Google Play)
Device Management	TopAccess, e-Suite
Account Control	Up to 10,000 users or 1,000 Departments Supports User Authentication (on Device), Login Name/Password (via Windows domain) or Login Name/ Password (via LDAP Server) for Copy, Print, Scan, Fax, List, and User Function
Security Features	User Authentication, On-Board Data Scramble Function, SCEP, Disable e-Filing, Disable Copy, Disk Overwrite, IP Address Filtering (10 Sets), MAC Address Filtering (10 Sets), Network Service Control, Network Port Control, SMB Packet Signing, SSL/TLS (HTTP, IPP, LDAP, SMTP, POP, FTP, DPWS, SYSLOG), IPsec (IKEv1, IKEv2), Security Mode Change, CC Certified (ISO/IEC15408) * IEEE802.1X (Wired/Wireless),

Environmental Stds. Certification	Digital Signature for Client; Utilities, Password Policy, Password Lock, Password Expiration, Self Testing, Job Access Control, Log Access Control for Job Log, Security Stamp Role Based Access Control, Secure PDF, Digital Signature for firmware update, Integrity Check function, Image Log, Card Authentication, NFC Authentication * Conformance with HCD-PPv1.0 in High security mode, ENERGY STAR® (V2.0), Blue Angel Mark (RAL-UZ-205, MFD), Nordic Swan, RoHS WHQL (Windows 7, 8, 8.1, 10, 2008 R2, 2012, 2012 R2), Novel, Citrix, SAP, Airprint and Mopria
--	--

Scan Specifications

Scan Speed	DSDF Scan: Up to 240 IPM Duplex, 120 IPM Simplex (Monochrome or Colour), RADF Scan: Up to 73 IPM (Monochrome or Colour)
Scan Modes	Standard: Full Colour, Auto Colour, Monochrome, Grayscale
Scan Resolution	600 dpi, 400 dpi, 300 dpi, 200 dpi, 150 dpi, 100 dpi
File Formats	Monochrome: TIFF-Multi: Single Page, PDF-Multi: Single Page, Searchable PDF (Opt.), XPS-Multi: Single Page, DOCX (Opt.), XLSX (Opt.), PPTX (Opt.) Colour: Grayscale: JPEG, TIFF-Multi: Single Page, PDF-Multi: Single Page, Slim PDF, Searchable PDF (Opt.), XPS-Multi: Single Page, DOCX (Opt.), XLSX (Opt.), PPTX (Opt.)
Image Compression	Colour/Grayscale: JPEG (High, Middle, Low)

Facsimile Specifications

Compatibility	Super G3
Data Compression	M-H/MR/MMR/JBIG
Transmission Speed	Approx. 3 Seconds Per Page
Fax Modem Speed	Up to 33.6 Kbps
Memory Transmission	100 Jobs (with HDD), 2,000 Destinations Max., 400 Destinations Job
Scan Speed	0.7 Seconds Per Page, Maximum 73 IPM

e-Filing Specifications

Operation Method	Colour Touch Screen Control Panel or Client PC
Number of Boxes	1 Public Box, 200 Private User Boxes
Capacity of Boxes	100 Folders Per Box, 400 Documents Per Folder, Box, 200 Pages Per Document

Accessories (Options)

Platen & Document Feeder Options		
DSDF	MR-4000-B	Data OverWrite Enabler
RADF	MR-3031-B	USB Hub
Platen Cover	KA-5005PC	Meta Scan Enabler
Additional Paper Options		
Paper Feed Pedestal	KD-1058-B	IPsec Enabler
Drawer Module	MY-1048-B	Unicode Font Enabler
Envelope Cassette Option	MY-1049-B	Embedded OCR Enabler
Large Capacity Feeder	KD-1059A4-B	Single License
Finishing Options		
Inner Finisher	MJ-1042-B	Five Licenses
50-Sheets Stable Finisher	MJ-1039-B	Multi-Station Print Enabler
Saddle-Stritch Finisher	MJ-1110-B	Single License
Hole Punch Unit for MJ1042	MJ-6011	Five Licenses
Hole Punch Unit for MJ1109-MJ1110	MJ-6103	Stand
Bridge Kit	KN-5005	Accessible Arm
Job Separator		Work Tray
eS2518A/3018A	MJ-5014	Harness Kit for Coin Controller
eS3518A/4518A/5018A	MJ-5015	Manual Pocket
Connectivity/Security Options		
Printer Scanner Enabler option	GM-2290	
FAX Unit/2nd Line for FAX Unit	GD-1370EU	
Wireless LAN Bluetooth	GN-4020	
Accessory Tray	GR-1330	
Panel 10-Key Option	GR-1340	
Card Reader Holder	GR-1320	
4GB Memory Option	GC-1410	
Miscellaneous Options		
		MH-5005
		KK-2560
		KK-5005
		GO-1280
		KK-5008



Toshiba TEC Singapore Pte Ltd

2 Ang Mo Kio Street 62

Singapore 569138

Tel : (65) 6481 9488

Fax : (65) 6481 2385

Technical data is subject to change without prior notice. All company and/or product names are trademarks and/or registered trademarks of their respective manufacturers in their markets and/or countries. All rights reserved. We are constantly making efforts to deliver the latest status of data to our partners. Specifications for some models may change in the time between the production and the release of this documentation. Productivity and paper specifications are related to paper size of A4 and a paper weight of 80 g/m2 if not otherwise mentioned.

Copyright ©2018 TOSHIBA TEC

R180511V1500-TTEC

Distributed by

TSE Version 4.0