



PUNCHING



DRILLING



www.alfra.de




CUTTING



DEBURRING

ALFRA PRESS

Hydraulic Punches



Max. punching hole: \varnothing 25 mm (25 x 18 mm); \varnothing 1-1/16" (1" x 11/16")

Material thickness (S235): up to max. 16 mm; 5/8"

Edge distance max.: 110 mm; 4-3/8" to hole centre

Total punching time: e.g. \varnothing 18 mm in t = 12 mm (S235) = 5 - 6 sec.


03/2013





	APS 60	APS 70	APS 120
Prod.-No.	23001	23002	23004
Max. hole Ø	18 mm 11/16"	22 mm 7/8"	25 mm 1-1/16"
Max. oblong hole	– –	22 x 14 mm 7/8" x 9/16"	25 x 18 mm 1" x 11/16"
Max. material thickness (S235)	10 mm 3/8"	13 mm 1/2"	16 mm 5/8"
Total punching time with pump ...	SC 05 II-B: approx. 7 sec. SC 17: approx. 4 sec.	SC 05 II-B: approx. 10 sec. SC 17: approx. 4 sec.	SC 05 II-B: approx. 16 sec. SC 17: approx. 5 sec.
Throat depth	60 mm 2-3/8"	70 mm 2-3/4"	110 mm 4-3/8"
Max. pressure	700 bar 10.150 psi	700 bar 10.150 psi	700 bar 10.150 psi
Punching force	22 t	30 t	44 t
Punch stroke	16 mm 5/8"	18 mm 11/16"	25 mm 15/16"
Weight	17 kg / 37 lbs	21 kg / 46 lbs	35 kg / 77 lbs
Scope of delivery	Hydraulic hose 5 m / Spanner Punch/die Ø 14 mm	Hydraulic hose 5 m / Spanner Punch/die Ø 18 mm Depth adjustment, suspension bracket	Hydraulic hose 5 m / Spanner Punch/die Ø 22 mm Depth adjustment, suspension bracket


HYDRAULIC PUMPS FOR APS 60 / 70 / 120



SC 05 II-B

SC 17

Prod.-No.	23007	23170
Max. pressure	750 bar / 10670 psi	750 bar / 10670 psi
Pumping capacity	0.94 l/min at 2770 rpm	1.5 l/min at 1370 rpm
Motor power	1100 W, 230V (50 Hz)* * On request: 230V (60 Hz); 110 V (50 Hz); 110V (60 Hz)	1500 W, 230V (50 Hz)* * On request: 230V (60 Hz); 110V (50 Hz); 110V (60 Hz)
Oil quantity	5 l	17 l
Weight incl. oil	27 kg / 60 lbs	45 kg / 100 lbs



APS 110 D

23181

25 mm
1-1/16"

25 x 18 mm
1" x 11/16"

16 mm
5/8"

SC 17 D: approx. 8 sec.

110 mm
4-3/8"

700 bar
10.150 psi

44 t

25 mm
15/16"

35 kg / 77 lbs

Hydraulic hose 5 m / Spanner
Punch/die Ø 22 mm
Depth adjustment, suspension bracket

HYDRAULIC PUMP FOR APS 110D



SC 17 D

23186

750 bar / 10670 psi

1.4 l/min at 1370 rpm

1500 W, 230V (50 Hz)*

* On request: 230V (60 Hz); 110V (50 Hz); 110V (60 Hz)

17 l

47 kg / 103 lbs

SERVICE-BOY

for APS hydraulic units, all types

This handy time- and energy saving cart makes the handling of our hydraulic punching units more comfortable. Absolutely necessary for every structural steel worker- even where our hydraulic punching units are already used.

- Easy positioning of the punching head at the steel girder due to gas pressure shock absorber.
- Being located on the Service Boy the hydraulic pump does not need to be carried any longer.
- Tool cabinet with drawers for clean arrangement of the punching tools and accessories.
- Solid and safe construction with TÜV certificate (tested by the German technical supervision authority) - less expensive than any "self-made" construction.

Complete with tool cabinet and drawers

Prod.-No.
23160



(Tools and Punching Unit/Pump not included)

Prod.-No. 23160



APS Go

For all type of APS units

The APS GO allows the punching unit to move effortlessly along the material being worked.

Straight line multiple hole punching is easy. The hole set back distance only needs to be set once for accurate straight line punching.


Using an adaptor plate the APS GO and the punching unit are connected and dismantled easily.

Heavy duty rollers and ergonomic handles enable the operator to effortlessly move the unit and perform the work safely and efficiently.

Dimensions (L x W x H): 700 x 355 x 280 mm
Weight: 6kg / 13 lbs

APS Go

Prod.-No.
23155



Prod.-No. 23155

SPARE PARTS

	Prod.-No.
Spare high pressure connection hose, 5 m complete with control cable and coupling	23015
Spare high pressure connection hose, *10 m complete with control cable and coupling	23016
Spare high-pressure connection hose, *15 m complete with control cable and coupling	23017
Spare high pressure connection hose, 5 m For APS 110D (double-acting) complete with control cable and coupling	23020

Note:

The pressure build up is 4 sec longer with 10 m, 6 sec longer with 15 m

Tensioning nut for punch Ø 7 - 24 mm	23004-056A
Tensioning nut for punches Ø 25 mm (only APS 120)	23004-056B
Tensioning nut for punch Ø 26 mm (on request)	23004-056C



PUNCHES FOR



Ø mm	APS 60	APS 70	APS 120 APS 110D	Prod.-No.
7	■	■	■	23-01-07
8	■	■	■	23-01-08
9	■	■	■	23-01-09
10	■	■	■	23-01-10
11	■	■	■	23-01-11
12	■	■	■	23-01-12
13	■	■	■	23-01-13
14	■	■	■	23-01-14
15	■	■	■	23-01-15
16	■	■	■	23-01-16
17	■	■	■	23-01-17
18	■	■	■	23-01-18
19	-	■	■	23-01-19
20	-	■	■	23-01-20
21	-	■	■	23-01-21
22	-	■	■	23-01-22
23	-	-	■	23-01-23
24	-	-	■	23-01-24
25*	-	-	■	23-01-25

*) with tension nut Prod.- No. 23004-056 B

DIES FOR



Ø mm	APS 60	APS 70	APS 120 APS 110D	Prod.-No.
7	-	■	■	23-02-07
8	-	■	■	23-02-08
9	-	■	■	23-02-09
10	-	■	■	23-02-10
11	-	■	■	23-02-11
12	-	■	■	23-02-12
13	-	■	■	23-02-13
14	-	■	■	23-02-14
15	-	■	■	23-02-15
16	-	■	■	23-02-16
17	-	■	■	23-02-17
18	-	■	■	23-02-18
19	-	■	■	23-02-19
20	-	■	■	23-02-20
21	-	■	■	23-02-21
22	-	■	■	23-02-22
23	-	-	■	23-02-23
24	-	-	■	23-02-24
25	-	-	■	23-02-25
7	■	-	-	23-03-07
8	■	-	-	23-03-08
9	■	-	-	23-03-09
10	■	-	-	23-03-10
11	■	-	-	23-03-11
12	■	-	-	23-03-12
13	■	-	-	23-03-13
14	■	-	-	23-03-14
15	■	-	-	23-03-15
16	■	-	-	23-03-16
17	■	-	-	23-03-17
18	■	-	-	23-03-18

Subject to our general terms and conditions.

5°-BEVELLED DIES FOR



Ø mm	APS 70	APS 120 APS 110D	Prod.-No.
10	■	■	23-04-10
11	■	■	23-04-11
12	■	■	23-04-12
13	■	■	23-04-13
14	■	■	23-04-14
15	■	■	23-04-15
16	■	■	23-04-16
17	■	■	23-04-17
18	■	■	23-04-18
19	■	■	23-04-19
20	■	■	23-04-20
21	■	■	23-04-21
22	■	■	23-04-22
23	-	■	23-04-23
24	-	■	23-04-24
25	-	■	23-04-25

OBLONG TOOLS FOR



mm	APS 70	APS 120 APS 110D	Prod.-No.	
			Punch	Die
16 x 8	■	■	23-01-1608	23-02-1608
18 x 9	■	■	23-01-1809	23-02-1809
18 x 11	■	■	23-01-1811	23-02-1811
20 x 10	■	■	23-01-2010	23-02-2010
20 x 12	■	■	23-01-2012	23-02-2012
20 x 14	■	■	23-01-2014	23-02-2014
22 x 11	■	■	23-01-2211	23-02-2211
22 x 14	■	■	23-01-2214	23-02-2214
24 x 12	-	■	23-01-2412	23-02-2412
25 x 9*	-	■	23-01-2509	23-02-2509
25 x 12*	-	■	23-01-2512	23-02-2512
25 x 13*	-	■	23-01-2513	23-02-2513
25 x 14*	-	■	23-01-2514	23-02-2514
25 x 18*	-	■	23-01-2518	23-02-2518

*) with tension nut Prod.-No. 23004-56B

Other dimensions on request

SPRING HOISTS

For ALFRA Press Hydraulic Punching Units

	Prod.-No.
with locking device, spring fracture safety device, cable 2.0 m	
9362 B	15 - 20 kg 23150
9363 B	20 - 25 kg 23151
9366 B	35 - 45 kg 23152



Note:

Actuation of spring hoist only with suspended Punching Unit resp. under load.