

SR 700 Series

- Extra heavy duty
- High flow rate - Up to 11,800 SCFH
- Single stage design
- Manifold models available. See manifolds section.

Dimensions: 6.5" W x 7.88" H x 7" D
(165.1mm x 200.2mm x 177.8mm)

Weight: 7 lb. 10 oz. (3.46kg)

DESIGN/CONSTRUCTION

- Forged brass body and housing cap
- 2.5" (63.5mm) gauges - brass
- Stem type seat mechanism
- 3.25" (82.6mm) diaphragm - stainless steel
- Delrin cap bushing for smooth adjustments
- External self reseating relief valve. Not designed to protect downstream equipment (no relief valve is needed on SR 710 and SR 711 Series regulators).
- Sintered inlet filter - bronze

PERFORMANCE

Maximum inlet..... 3000 PSIG
Delivery range see chart

SAMPLE ORDERING INFORMATION

Model No.	Delivery Range	CGA Inlet Connection
SR 700	A	540

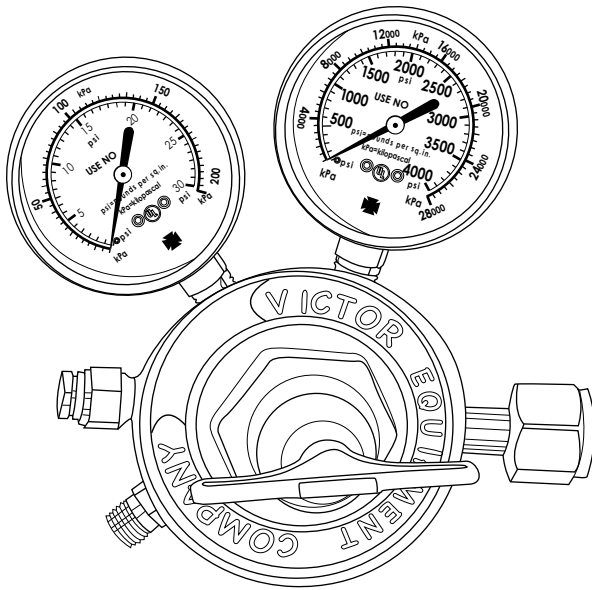
Gas Service	Model No.	Delivery Range (PSIG)	Part No.
Air, Oxygen, Inert Gas	SR 700 D-540	5-125	0780-0727
	SR 700 D-580	5-125	0780-0728
	SR 700 E-346	10-200	0780-0742
	SR 700 E-540	10-200	0780-0739
	SR 700 E-580	10-200	0780-0743
Methane, Hydrogen	SR 702 E-350	10-200	0780-0767
Acetylene	SR 710 A-510	2-15	0780-0784
L.P. Gas	SR 711 D-510	5-125	0780-0795

Delivery Range Key:

A 2-15 PSIG **D** 5-125 PSIG **E** 10-200 PSIG

Regulators will deliver at least the stated upper range and in some cases may exceed the stated upper range.

Outlet Connections: 7/8"-14 (M)



SAMPLE ORDERING INFORMATION

Model No.	Delivery Range	CGA Inlet Connection
SR 450	D	540

Gas Service	Model No.	Delivery Range (PSIG)	Part No.
Air, Oxygen, Inert Gas	SR 450A-540	2-15	0781-0503
	SR 450A-580	2-15	0781-0504
	SR 450B-540	2-40	0781-0515
	SR 450B-580	2-40	0781-0516
	SR 450D-346	5-125	0781-0532
	SR 450D-540	5-125	0781-0527
	*CSR 450D-540	5-125	0781-0531
	SR 450D-580	5-125	0781-0528
	SR 450D-590	5-125	0781-0529
	SR 450E-346	10-200	0781-0542
SR 450E-540	10-200	0781-0539	
SR 450E-580	10-200	0781-0543	
Methane, Hydrogen	SR 452B-350	2-40	0781-0558
	SR 452D-350	5-125	0781-0564
	SR 452E-350	10-200	0781-0567
CO ₂	SR 453D-320	2-40	0781-0576
	SR 453E-320	10-200	0781-0578
Acetylene	SR 460A-300	2-15	0781-0583
	SR 460A-510	2-15	0781-0584
	**CSR 460A-510	2-15	0781-0591
	CSR 460A-300	2-15	0781-0610
L.P. Gas	SR 461B-510	2-40	0781-0589
	SR 461D-510	5-125	0781-0595
	**CSR 461B-510	2-40	0781-0600

SR 450 Series

- Heavy duty
- Medium to high capacity
- Wide variety of industrial and commercial applications construction petro-chemical
- Single stage design
- Manifold models available. See manifolds section.

Dimensions: 7.25 W x 7" H x 5.13" D
(184.2mm x 177.8mm x 130.3mm)

Weight: 5 lb. 2 oz. (2.32kg)

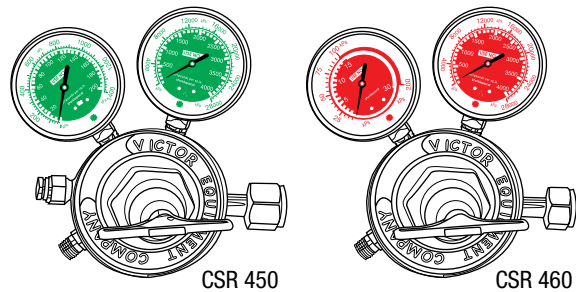
The shape of the SR 450 Series regulator is a registered trademark of Victor.

DESIGN/CONSTRUCTION

- Forged brass body and housing cap
- 2.5" (63.5mm) gauges - brass
- Stem type seat mechanism
- 3.25" (82.6mm) diaphragm - stainless steel
- Delrin cap bushing for smooth adjustments
- External self reseating relief valve. Not designed to protect downstream equipment (no relief valve is needed on SR 460 and SR 461 Series regulators).
- Sintered inlet filter - bronze

PERFORMANCE

Maximum inlet..... 3000 PSIG
Delivery range see chart

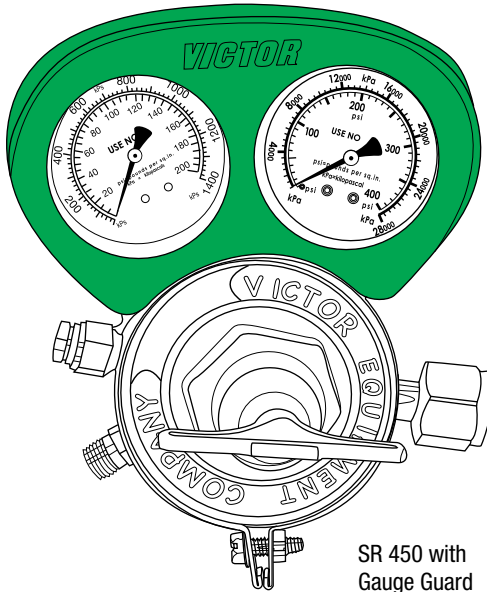


Delivery Range Key:
A 2-15 PSIG **B** 2-40 PSIG
D 5-125 PSIG **E** 10-200 PSIG
 Regulators will deliver at least the stated upper range and in some cases may exceed the stated upper range.

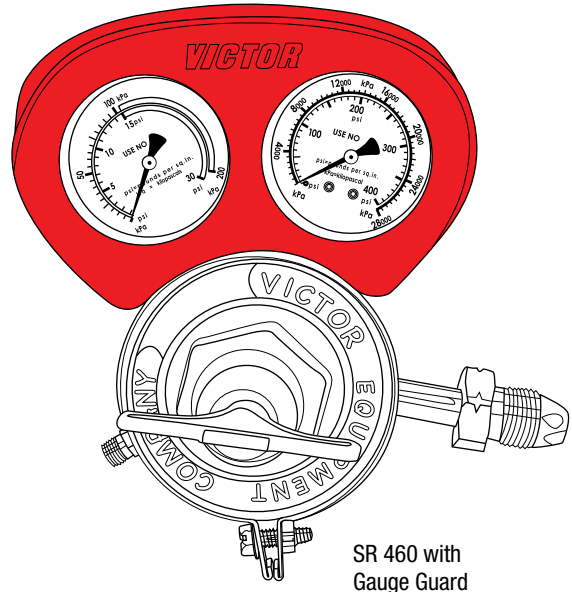
Outlet Connections: Cylinder Type
 9/16"-18 (M) unless noted
 5/8"-18 RH(F)
 5/8"-18 LH(F)

*CSR Green Gauges-Oxygen **CSR Red Gauges-Fuel

SR 450 Series Gauge Guards



SR 450 with
Gauge Guard



SR 460 with
Gauge Guard

Part No.


0781-0486 SR 450D-540 with Gauge Guards

0781-0487 SR 460A-510 with Gauge Guards

0781-0488 SR 460A-300 with Gauge Guards

0785-0547 SR 450D-992-00 with Gauge Guards

0785-0548 SR 460A-993-00 with Gauge Guards

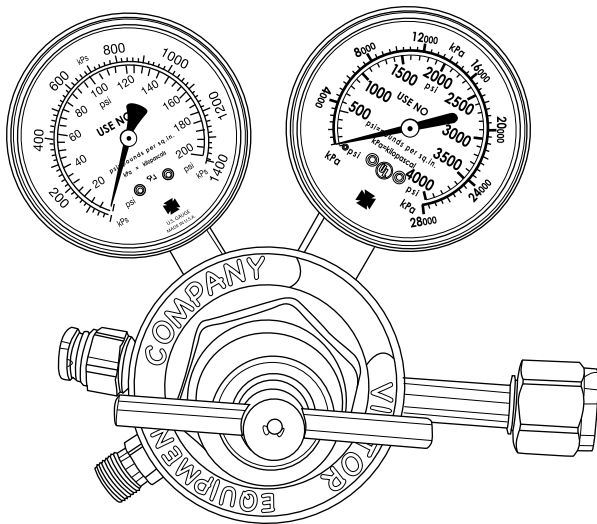


Steel Gauge Guard

Part No.

1429-0056 Steel Gauge Guard Green-Oxygen

1429-0057 Steel Gauge Guard Red-Fuel



SR 350 Series

- Medium duty
- Applications ranging from severe to moderate conditions
- *Single stage design

Dimensions: 7.5" W x 6.5" H x 4.5" D
(190.5mm x 165.1mm x 114.3mm)

Weight: 3 lb. 8 oz. (1.59kg)

DESIGN/CONSTRUCTION

- Forged brass body and housing cap
- 2.5" (63.5mm) gauges - brass
- Stem type seat mechanism
- 2.75" (69.9mm) diaphragm - fabric reinforced neoprene
- Delrin cap bushing for smooth adjustments
- External self reseating relief valve. Not designed to protect downstream equipment (no relief valve is needed on SR 360 Series regulators).
- Sintered inlet filter - bronze

PERFORMANCE

Maximum inlet..... 3000 PSIG

Delivery range see chart

*Not available in two stage construction.

SAMPLE ORDERING INFORMATION

Model No.	Delivery Range	CGA Inlet Connection
SR 350	D	540

Gas Service	Model No.	Delivery Range (PSIG)	Part No.
Oxygen	SR 350 D-540	5-125	0781-2341
	SR 350 D-580	5-125	0781-2281
	*CSR 350 D-540	5-125	0781-2274
Acetylene	**CSR 360 A-510	2-15	0781-2408
	SR 360 A-300	2-15	0781-2400
	**CSR 360 A-300	2-15	0781-2404
	SR 360 A-510	2-15	0781-2401
L.P. Gas	CSR 361 B-510	2-40	0781-2275

Delivery Range Key:

A 2-15 PSIG **B** 2-40 PSIG **D** 5-125 PSIG

Regulators will deliver at least the stated upper range and in some cases may exceed the stated upper range.

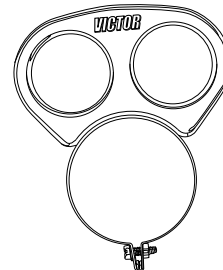
Outlet Connections: Cylinder Type

9/16" -18 (M)

9/16" -18 RH(M)

9/16" -18 LH(M)

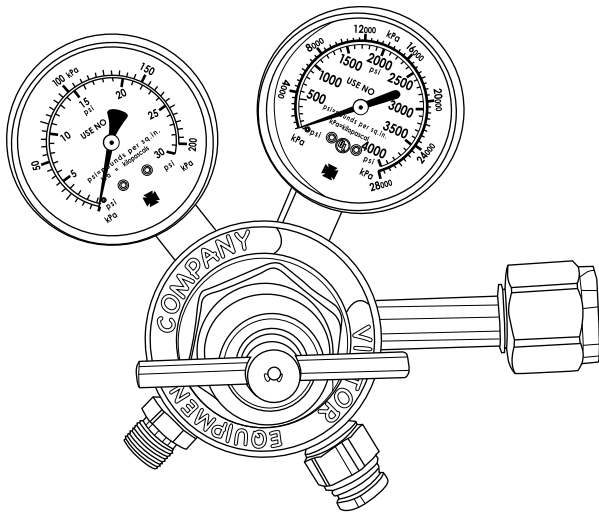
*CSR Green Gauges-Oxygen **CSR Red Gauges-Fuel



Part No.

1429-0066 Steel Gauge Guard Green-Oxygen

1429-0067 Steel Gauge Guard Red-Acetylene



SAMPLE ORDERING INFORMATION

Model No.	Delivery Range	CGA Inlet Connection
SR 250	A	540

Gas Service	Model No.	Delivery Range (PSIG)	Part No.
Air, Oxygen, Inert Gas	SR 250A-540	2-15	0781-0003
	SR 250A-580	2-15	0781-0004
	SR 250B-580	2-40	0781-0016
	SR 250C-346	4-80	0781-0002
	SR 250C-540	4-80	0781-0027
	SR 250C-580	4-80	0781-0028
	SR 250C-590	4-80	0781-0029
	SR 250C-540 CS	4-80	0387-0113
	*CSR 250C-540	4-80	0781-0033
	SR 250D-346	5-125	0781-0010
	SR 250D-540	5-125	0781-0043
SR 250D-580	5-125	0781-0044	
Methane, Hydrogen	SR 252B-350	2-40	0781-0059
	SR 252C-350	4-80	0781-0065
	SR 252D-350	5-125	0781-0068
CO ₂	SR 253B-320	2-40	0781-0075
	SR 253C-320	4-80	0781-0077
	SR 253D-320	5-125	0781-0079
Acetylene	SR 260A-300	2-15	0781-0085
	**CSR 260A-300	2-15	0781-0244
	SR 260A-510	2-15	0781-0087
	**CSR 260A-510	2-15	0781-0232
	SR 260A-510 WQ	2-15	0781-0090
SR 260A-510 CS	2-15	0387-0115	
L.P. Gas	SR 261B-510	2-40	0781-0095
	SR 261C-510	4-80	0781-0098
	SR 261D-510	5-125	0781-0104

SR 250 Series

- Medium duty
- Ideal for welding and cutting applications
- Single stage design

Dimensions: 6.38" W x 5.13" H x 4.25" D
(162.0mm x 130.3mm x 108.0mm)

Weight: 2 lb. 15 oz. (1.33kg)

DESIGN/CONSTRUCTION

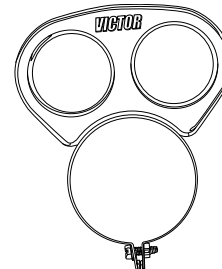
- Forged brass body and housing cap
- 2" (50.8mm) gauges - brass
- Stem type seat mechanism
- 1.75" (44.5mm) diaphragm - fabric reinforced neoprene
- Delrin cap bushing for smooth adjustments
- External self reseating relief valve. Not designed to protect downstream equipment (no relief valve is needed on SR 260 and SR 261 Series regulators).
- Sintered inlet filter - bronze

PERFORMANCE

Maximum inlet..... 3000 PSIG

Delivery range see chart

Regulators will deliver at least the stated upper range at no flow and in some cases may exceed the stated upper range.



Part No.

1429-0068 Steel Gauge Guard Green-Oxygen

1429-0069 Steel Gauge Guard Red-Acetylene

Delivery Range Key

- | | |
|--------------------|---------------------|
| A 2-15 PSIG | B 2-40 PSIG |
| C 4-80 PSIG | D 5-125 PSIG |

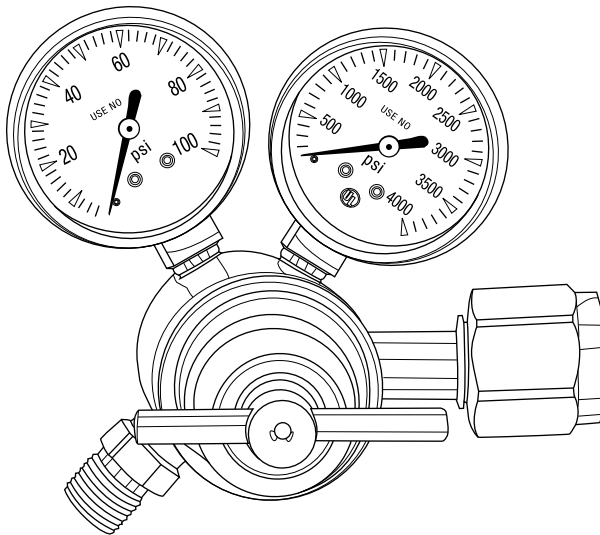
Outlet Connections: Cylinder Type
9/16"-18 (M)
5/8"-18 RH(F)
5/8"-18 LH(F)

CS Clamshell Pkg.

WQ (Fits Linde WQ type acetylene cylinders)

*CSR Green Gauges-Oxygen

**CSR Red Gauges-Fuel



SR 5/SR 6 Series

- Light duty
- Light weight, compact
- Single stage design

Dimensions: 4.75" W x 4.25" H x 3.25" D
(120.7mm x 108.0mm x 82.6mm)

Weight: 1 lb. 12 oz. (0.79kg)

DESIGN/CONSTRUCTION

- Machined brass body and housing cap
- 1.5" (38.1mm) gauges - brass
- Stem type seat mechanism
- 1.25" (31.8mm) diaphragm - fabric reinforced neoprene
- Internal self reseating diaphragm relief valve (no relief valve is needed on SR 6 Series regulators).
- Sintered inlet filter - bronze

PERFORMANCE

Maximum inlet3000 PSIG

Delivery rangesee chart

Regulators will deliver at least the stated upper range at no flow and in some cases may exceed the stated upper range.

SAMPLE ORDERING INFORMATION

Model No.	Delivery Range	CGA Inlet Connection
SR 5	60	540

Gas Service	Model No.	Delivery Range (PSIG)	Part No.
Oxygen, CO₂, Inert Gas	SR 5-40-320	2-40	0780-2544
	SR 5-40-580	2-40	0780-2537
	SR 5-60-540 CS	2-60	0780-2520
	SR 5-60-540R CS	2-60	0781-2545
Acetylene	SR 6-15-510 CS	2-15	0780-2521
	SR 6-15-200	2-15	0780-2524
	SR 6-15-200R CS	2-15	0781-2546
	SR 7-40-510 CS	2-40	0780-2533

Delivery Range Key:

15 2-15 PSIG (A Range)

40 4-40 PSIG (B Range)

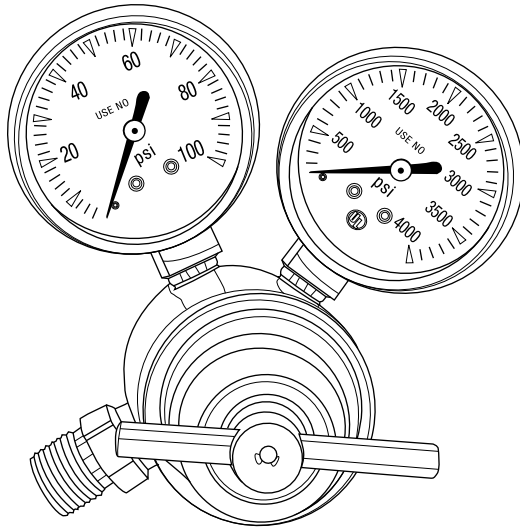
60 4-60 PSIG (C Range)

CS Clamshell Pkg.

Outlet Connections: 9/16"-18 (M)

5/8"-18 (F)

Delivery pressure gauge only. No H.P. gauge.



SR 150R Series

- Light duty flow rates
- Rear entry inlet, ideal for plant maintenance
- Color coded gauges available on some models
- Single stage design

Dimensions: 5" W x 4" H x 3.5" D
(127.0mm x 101.6mm x 88.9mm)

Weight: 1 lb. 11 oz. (0.80kg)

DESIGN/CONSTRUCTION

- Forged brass body and housing cap
- 1.25" (31.8mm) gauges - brass
- Stem type seat mechanism
- 1.25" (31.8mm) diaphragm - fabric reinforced neoprene
- Internal self reseating diaphragm relief valve (no relief valve is needed on SR 160 Series regulators).
- Sintered inlet filter - bronze

PERFORMANCE

Maximum inlet..... 3000 PSIG

Delivery range see chart

SAMPLE ORDERING INFORMATION

Model No.	Delivery Range	CGA Inlet Connection
SR 150	CR	150

Gas Service	Model No.	Delivery Range (PSIG)	Part No.
Oxygen	SR 150CR-540	4-80	0781-2545
	*CSR 150CR-540	4-80	0781-2556
Acetylene	SR 160AR-200	2-15	0781-2546
	**CSR 160AR-200	2-15	0781-2558

Delivery Range Key:

AR 2-15 PSIG **CR** 4-80 PSIG

Outlet Connections: 9/16"-18 (M)

***CSR** Green Gauges-Oxygen

****CSR** Red Gauges-Fuel