



Mounted Points

Main Fields of Application and Materials

PFERD offers a very extensive line of vitrified and resinoid-bonded mounted points. Designed to meet individual application needs, these products come in a broad range of grain types, grit sizes, hardness levels and shapes. They are manufactured on advanced production lines to high standards of dimensional accuracy and stability, unvarying quality, and close tolerances.












To enable you to find the right tool for your needs even faster, the PFERD range of mounted points has been restructured.

We classify these tools according to material groups, main fields of application, and specific operating requirements. Just select the optimum hardness grade in line with these parameters. The table below shows you where to find tools of the appropriate hardness in this catalogue.



Benefits:

- PFERD mounted points are noted for their consistently superior stock removal, long service life, and high-quality surface finishing performance.
- High dimensional accuracy and stability, close manufacturing tolerances.
- Availability of adapted bond types, grit sizes and hardness grades for any application.
- The high concentricity of PFERD mounted points:
 - protects the operator's safety and health
 - reduces the load on the power tool
 - minimizes operating vibrations
 - prevents chatter marks
 - reduces wear

Material groups	Main fields of application	Application	Hardness grade	Page
Steels	Alloyed and unalloyed structural carbon steels, tool and high-speed steels	General use, surface machining, high stock removal, reduced grinding time	M 	6-9
		Heavy-duty use, edge finishing, high edge stability, reduced tool wear	O 	10-11 13-15
		High stock removal rates at high peripheral speeds in surface machining	H I 	N/A
		High edge stability at low peripheral speeds in edge finishing	T 	N/A
High-grade steels	Stainless steels	General use, surface machining, high stock removal, reduced grinding time	L 	12-13
		Heavy-duty use, edge finishing, high edge stability, reduced tool wear	N 	N/A
Cast iron	Grey cast iron Spheroidal graphite cast iron	General use, surface machining, high stock removal, reduced grinding time	K 	N/A
		Heavy-duty use, edge finishing, high edge stability, reduced tool wear	R 	N/A
Non-ferrous metals	Aluminium Non-ferrous metals	General use, surface machining, high stock removal, reduced grinding time	F 	N/A
Plastics Other materials	Fibre-reinforced plastics, thermoplastics, Rubber, GRP Wood	General use, surface machining, high stock removal, reduced grinding time	D 	N/A
	Glass, Ceramics Tungsten carbide	General use, surface machining, high stock removal, reduced grinding time	J 	N/A



Mounted Points

Peripheral Speeds, Safety Notes, Special Productions, Customer Support

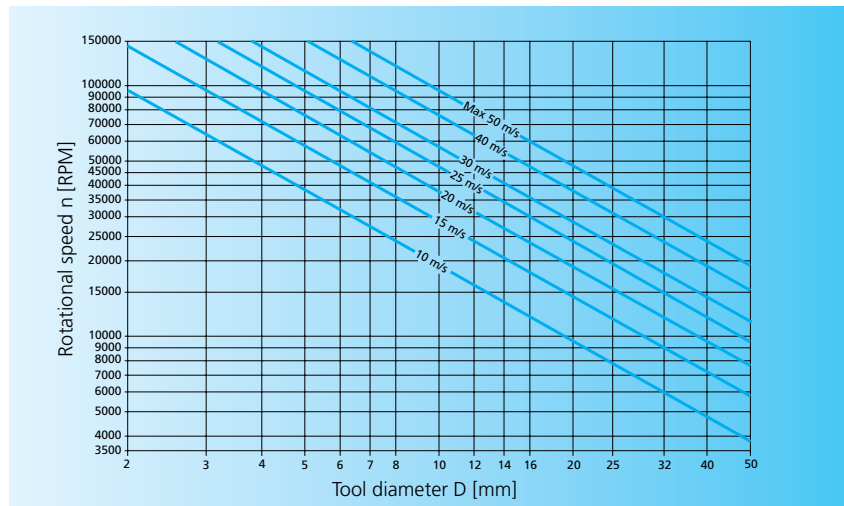
Peripheral Speeds of Mounted Points:

The diagram on the right allows you to determine the rotational speed (RPM) from a given peripheral speed. Recommended peripheral speeds are stated in the introductory descriptions for the various hardness grades on the following pages.

In the diagram, peripheral speeds are represented by blue diagonal lines. Each vertical line represents a tool diameter. From its point of intersection with the diagonal line for a given peripheral speed, proceed horizontally to the left margin where you will find the corresponding rotational speed (RPM) of the grinding tool and spindle.

Example:

Mounted point diameter: 20 mm
Hardness grade: O
Application: surface grinding
Peripheral speed: 25-40 m/s
Rotational speed: 24,000-38,000 RPM

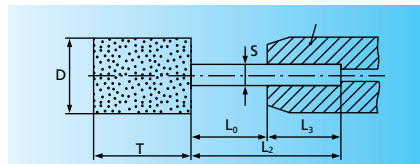


Safety recommendations

Wear safety glasses!



Use ear muffs!



The buckling speed (RPM) calculated in accordance with EN 12413 is a function of the following factors:

- shape and dimensions of the point
- steel shank diameter
- unsupported shank length L_0

D = head diameter

T = head height

S = shank diameter

L_0 = unsupported shank length

L_2 = shank length

L_3 = shank clamping depth

Charts showing maximum permitted RPM for the entire PFERD range of mounted points can be made available upon request.










Mounted Points


Main Fields of Application

The table below gives an overview of the grit types and hardness grades we recommend for use on the various materials.

PFERD distinguishes between two applications: **edge grinding** and **surface grinding**.



Properties of workpiece material		Low thermal conductivity				Sticky (causing tool loading)				Hard	
Bond characteristics		Soft		Hard		Open cell				Soft	
Bond type (resinoid/vitrified)		Resinoid-bonded mounted points				Vitrified-bonded mounted points					
Hardness grade		L		N		D		F-Alu		H	
Abrasive medium / grit type											
Grit type code		ADW		AN		AH		CN		AWN	
Abrasive / grit type Grit colour		Mixed alum. oxide, dark brown		Regular alum. oxide, brown		Bubble grain white		SiC green		Mixed alum. oxide, white/blue	
Operating characteristics		high stock removal rate, resists loading, universally suitable		long service life		very open-structured, high stock removal rate		no loading problems on sticky materials		soft abrasive action, high abra- sive rate	
Required motor speed (RPM) range Recommended peripheral speed (m/s)		high 30 - 50	high 25 - 35	low + medium 20 - 30	30 - 40	medium 10 - 20		medium 20 - 40		high 35 - 50	high 25 - 35
Edge grinding (K) / Surface grinding (F)		K	F	K	F	K	F	K	F	K	F
Steels	Mild steel	○	●	○	●					○	○
	Struct. carbon steel	○	●	○	●					○	○
	Tool steel	○	●	○	●					○	●
	High-speed steel	○	●	○	●						○
High-grade steels	Stainless steel	○	●	●	●					○	○
	High alloy stainless steel	○	●	●	●						
Cast iron / Cast steel	Cast steel, regular	○	●	●	●					○	○
	Cast steel, high alloy	○	●	●	●					○	○
	Grey cast iron	○	●	●	●					○	
	Nodular cast iron	○	●	●	●					○	○
Non-ferrous metals	Aluminium		○	○				●	●		
	Copper		○	●	○			●	●		
	Brass, bronze	●	●	●	○			●	●		
	High-temperature NiCo alloys	○	●	●	○				○		○
	Titanium / titanium alloys	○	●		○						
Other	Plastics, soft type					●	●				
	Rubber					●	●				
	Plastics, hard type	●				○	○				
	Wood					●	●				
	Glass, ceramics										
	Tungsten carbide										
	Deposit-welded claddings	○	○								



Mounted Points

Recommendations for the Selection of the Correct Mounted Point

	Edge grinding / heavy-duty use	Surface grinding / general use
Recommendation	Hard bond	Soft bond
Hardness grades	N, O, R, T	L, H, I, J, K, M
Advantages	Very good edgeholding, long service life, reduced tool wear	Maximum stock removal, shorter grinding cycles, minimized labour costs
Summary	Economical solution to given machining task: Edge grinding and heavy-duty use with a low-speed drive unit, depending on tool diameter = cost savings	Cost of higher tool consumption is more than offset by reduced labour cost = cost savings
Prerequisites		Higher motor speeds, depending on tool diameter

Properties of workpiece material														◆ ◆ ◆ ◆ soft
Bond characteristics														◆ ◆ ◆ ◆ hard
Vitrified-bonded mounted points														
I		J		K		M		O		R		T		
AW		CN		ARN		ADW		AR		CU		AW		
Aluminium oxide white		SiC green		Mixed alum. oxide, pink / blue		Mixed alum. oxide, red / white		Aluminium oxide pink		SiC grey		Aluminium oxide white		
high stock removal, cool grinding action, high abrasive rate		particularly suitable for use on very hard materials		universally suitable for surface grinding and fettling of castings		versatile, universally suitable, high abrasive rate		dimensionally stable, good edgeholding, universally suitable		for removal of sharp flashes on castings, vitrification defects, sand inclusions		high edgeholding capability, long tool life		
high 35 - 50 25 - 35		medium 25		medium 35 - 50 25 - 35		medium 30 - 40 20 - 30		low 25 - 40 15 - 25		low 30 - 40 20 - 30		medium 15 - 20 5 - 15		
K	F	K	F	K	F	K	F	K	F	K	F	K	F	
	●			○	○	○	●	●	●			○		
	●			○	○	○	●	●	●			○		
○	●			○		●	●	●	○			●	○	
○	●			○		●	●	●	○			○		
	●			○	○	○	●	○						
	●			○		●	○	○						
○	○			○	●	●	●	○	○	●				
	○			○	●	●	●	●	○					
				○	●	●		○		●	●			
				○	●	●	○	○	○	●	○			
		○		○										
○	○		○			○								
	○	○	○											
○			○											
○	○													
			●											
			○											
		●	●							○				
		●	●											
○	○	●	●											



Mounted Points

Ordering Instructions



1 Tool shapes according to EN 12413

ZY = Cylindrical	
WR = Cylindrical radius end	
WK = Conical	
KE = Tapered	
SP = Tree	
KU = Ball	
TO = Cup	

US shapes

Series W
(cylindrical points
in inch dimensions)
Series A and B
(other shapes)

Ordering guide

Ordering code according to EN 12413

Cylindrical mounted point	ZY	2025	6	AR
	1	2	3	4

Cylindrical mounted point	30	O	5	V
	5	6	7	8

2 Dimensions

according to EN

dia. (D) x height (T) mm
e.g. D x T = EN (ISO) designation
3 mm x 6 mm = 0306
20 mm x 25 mm = 2025
50 mm x 13 mm = 5013

US dimensions

Series W cylindrical mounted points and series A + B shaped mounted points are specified by a number (e.g., W 143).

3 Shanks

Please state the shank diameter in your purchase order. Shank lengths are factory-defined according to shank diameter as follows:

3 mm dia. x 30 mm shank length
6 mm dia. x 40 mm shank length
1/8" dia. x 1 1/4" shank length
1/4" dia. x 1 1/2" shank length

4 Abrasives

As a rule, two types of abrasives with internationally defined designations according to ISO 525 und EN 12413 are used.

A = Aluminium oxide (Al_2O_3)

C = Silicon carbide (SiC)

In order to specify the exact type of abrasive or grain mixture, further classification – beyond this ISO 525 and EN 12413 code – is necessary.

The following classification is used:

AD = Aluminium oxide, dark red

AW = Aluminium oxide, white

AR = Aluminium oxide, pink

AN = Aluminium oxide, regular

AH = Bubble grain

ADW = Aluminium oxide mix, AD + AW

AWN = Aluminium oxide mix, AW + AN

ARN = Aluminium oxide mix, AR + AN

CN = Silicon carbide, green

CU = Silicon carbide, grey

5 Grit sizes

Grit sizes are specified according to FEPA, ISO 525 and EN 12413.

The grit sizes of PFERD mounted points are correlated to the shape and diameter of the point.

6 Hardness grade

Abrasive hardness grades are classified according to ISO 525 and EN 12413, using letters in alphabetical order to specify the hardness on an incremental scale (from soft to hard).

7 Structure number

The density of the structure, indicated in accordance with ISO 525 and EN 12413, is given in the order number.

The scale ranges from 1 = dense structure to 14 = open (porous) structure.

8 Bond

Bond types are designated by an internationally standardized letter code according to ISO 525 and EN 12413.


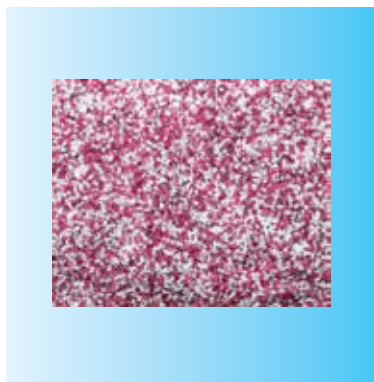
V = vitrified bond

B = resinoid bond



Mounted Points Vitrified (Indent Only)

Hardness M



Grade M mounted points are made of a mix of dark red and white aluminium oxide grit in a vitrified bond. M is amongst one of the most abrasive grades.

Advantages

- Grade M tools are ideal for **general use** on steel surfaces, providing high abrasive and stock removal rates.
- Naturally, a high stock removal rate reduces grinding time and labour costs.
- Cost reductions are achieved despite increased tool consumption, since the reduction in labour costs more than compensates tool costs.

Application examples

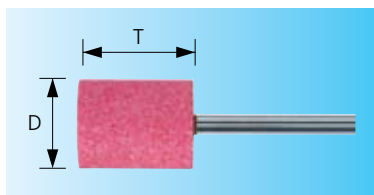
- Grinding of high-speed steel (H.S.S.) components
- Weld dressing on steel structures

Recommendations for use

Grade M mounted points perform best at a recommended peripheral speed of 20-30 m/s in surface grinding applications.

Suitable drive systems include flexible shafts and electric or air-powered straight grinders.

Hardness M, Cylindrical ZY14



Ordering note

Ordering numbers appearing in blue indicate user-preferred dimensions.

Safety note

The maximum permissible tool speed (RPM) relates to the specified minimum clamp depth of 10mm.

Ordering example

ZY 3232 6 ADW **46** M5V

How to order

46 = Grit size

Please complete the order no. by adding the grit size.

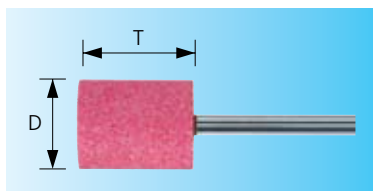
Description	Grit Size						Shank D ia. [mm]	D x T [mm]	
	24	30	46	60	80	100			
	EAN 4007220								
ZY 0205 3 ADW ... M 5 V	-	-	-	-	-	094365	3	2 x 5	10
ZY 0306 3 ADW ... M 5 V	-	-	-	-	-	094518	3	3 x 6	10
ZY 0408 3 ADW ... M 5 V	-	-	-	094679	-	094662	3	4 x 8	10
ZY 0510 3 ADW ... M 5 V	-	-	-	094877	-	094860	3	5 x 10	10
ZY 0613 3 ADW ... M 5 V	-	-	-	095140	-	095133	3	6 x 13	10
ZY 0810 3 ADW ... M 5 V	-	-	095331	-	095348	-	3	8 x 10	10
ZY 0816 3 ADW ... M 5 V	-	-	095522	-	659878	-	3	8 x 16	10
ZY 1002 3 ADW ... M 5 V	-	-	-	-	-	098653	3	10 x 2	10
ZY 1013 3 ADW ... M 5 V	-	-	095706	-	-	-	3	10 x 13	10
ZY 1303 3 ADW ... M 5 V	-	-	-	098783	-	098776	3	13 x 3	10
ZY 0306 6 ADW ... M 5 V	-	-	-	-	-	094457	6	3 x 6	10
ZY 0408 6 ADW ... M 5 V	-	-	-	094570	-	-	6	4 x 8	10



Mounted Points Vitrified (Indent Only)

Hardness M

Hardness M, Cylindrical ZY



Ordering note

Order numbers appearing in blue indicate user-preferred dimensions.

Safety note

The maximum permissible tool speed (RPM) relates to the specified minimum clamp depth of 10 mm.


Ordering example

ZY 3232 6 ADW **46** M 5 V

How to order

46 = Grit size

Please complete the order no. by adding the grit size.


Description	Grit Size						Shank Dia. [mm]	D x T [mm]	
	24	30	46	60	80	100			
	EAN 4007220								
ZY 0510 6 ADW . . . M 5 V	-	-	-	094754	-	-	6	5 x 10	10
ZY 0613 6 ADW . . . M 5 V	-	-	-	095034	-	095027	6	6 x 13	10
ZY 0810 6 ADW . . . M 5 V	-	-	-	-	095263	-	6	8 x 10	10
ZY 0816 6 ADW . . . M 5 V	-	-	095416	-	095423	-	6	8 x 16	10
ZY 1013 6 ADW . . . M 5 V	-	-	095614	-	095621	-	6	10 x 13	10
ZY 1020 6 ADW . . . M 5 V	-	-	095850	-	095867	-	6	10 x 20	10
ZY 1025 6 ADW . . . M 5 V	-	-	095959	-	659892	-	6	10 x 25	10
ZY 1032 6 ADW . . . M 5 V	-	-	096017	-	659908	-	6	10 x 32	10
ZY 1313 6 ADW . . . M 5 V	-	-	096093	-	-	-	6	13 x 13	10
ZY 1320 6 ADW . . . M 5 V	-	-	096260	-	659915	-	6	13 x 20	10
ZY 1325 6 ADW . . . M 5 V	-	-	096345	-	096352	-	6	13 x 25	10
ZY 1340 6 ADW . . . M 5 V	-	-	098035	-	-	-	6	13 x 40	10
ZY 1604 6 ADW . . . M 5 V	-	-	098912	-	660003	-	6	16 x 4	10
ZY 1620 6 ADW . . . M 5 V	-	096451	-	096468	-	-	6	16 x 20	10
ZY 1632 6 ADW . . . M 5 V	-	096598	-	096604	-	-	6	16 x 32	10
ZY 1640 6 ADW . . . M 5 V	-	096727	-	-	-	-	6	16 x 40	10
ZY 1650 6 ADW . . . M 5 V	-	659922	-	659939	-	-	6	16 x 50	10
ZY 2006 6 ADW . . . M 5 V	-	-	099117	-	660010	-	6	20 x 6	10
ZY 2020 6 ADW . . . M 5 V	-	096895	-	659946	-	-	6	20 x 20	10
ZY 2025 6 ADW . . . M 5 V	-	096994	-	097007	-	-	6	20 x 25	10
ZY 2032 6 ADW . . . M 5 V	-	097106	-	659953	-	-	6	20 x 32	10
ZY 2040 6 ADW . . . M 5 V	-	097212	-	097229	-	-	6	20 x 40	10
ZY 2506 6 ADW . . . M 5 V	-	-	099322	-	-	-	6	25 x 6	10
ZY 2525 6 ADW . . . M 5 V	-	097335	-	659977	-	-	6	25 x 25	10
ZY 2532 6 ADW . . . M 5 V	-	097434	-	-	-	-	6	25 x 32	10
ZY 3208 6 ADW . . . M 5 V	-	099575	-	660034	-	-	6	32 x 8	5
ZY 3216 6 ADW . . . M 5 V	099667	-	660058	-	-	-	6	32 x 16	5
ZY 3220 6 ADW . . . M 5 V	099773	-	660065	-	-	-	6	32 x 20	5
ZY 3232 6 ADW . . . M 5 V	097595	-	097601	-	-	-	6	32 x 32	5
ZY 3240 6 ADW . . . M 5 V	097717	-	659984	-	-	-	6	32 x 40	5
ZY 4006 6 ADW . . . M 5 V	-	-	100455	-	-	-	6	40 x 6	5
ZY 4010 6 ADW . . . M 5 V	-	099889	-	660072	-	-	6	40 x 10	5
ZY 4020 6 ADW . . . M 5 V	100028	-	100035	-	-	-	6	40 x 20	5
ZY 4040 6 ADW . . . M 5 V	097809	-	659991	-	-	-	6	40 x 40	5
ZY 5008 6 ADW . . . M 5 V	-	100509	-	-	-	-	6	50 x 8	5
ZY 5013 6 ADW . . . M 5 V	-	100189	-	660089	-	-	6	50 x 13	5
ZY 5025 6 ADW . . . M 5 V	-	-	100325	-	-	-	6	50 x 25	5
ZY 5025 8 ADW . . . M 5 V	100554	-	-	-	-	-	8	50 x 25	5



Mounted Points Vitrified (Indent Only)

Hardness M

Hardness M, Ball KU



Safety note

The maximum permissible tool speed (RPM) relates to the specified minimum clamp depth of 10 mm.


Ordering example

KU 16 6 ADW **30** M 5 V

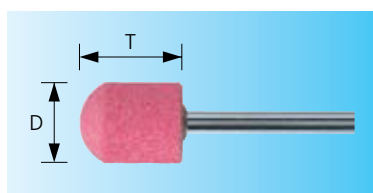
How to order

30 = Grit size

Please complete the order no. by adding the grit size.

Description	Grit Size					Shank Dia. [mm]	D [mm]	Max. Speed [RPM]	
	24	30	46	60	80				
	EAN4007220								
KU 13 6 ADW . . . M 5 V	-	-	101209	-	660133	6	13	73,400	10
KU 16 6 ADW . . . M 5 V	-	101261	-	660140	-	6	16	59,600	10
KU 20 6 ADW . . . M 5 V	-	101339	-	101346	-	6	20	47,700	10
KU 25 6 ADW . . . M 5 V	-	660157	-	660164	-	6	25	38,100	10
KU 32 6 ADW . . . M 5 V	660171	-	660188	-	-	6	32	29,800	5

Hardness M, Cylindrical with Radius End WR



Safety note

The maximum permissible tool speed (RPM) relates to the specified minimum clamp depth of 10 mm.


Ordering example

WR 2025 6 ADW **30** M 5 V

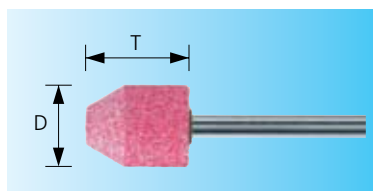
How to order

30 = Grit size

Please complete the order no. by adding the grit size.

Description	Grit Size				Shank Dia. [mm]	D x T [mm]	Max. Speed [RPM]	
	30	46	60	80				
	EAN4007220							
WR 1320 6 ADW . . . M 5 V	-	660096	-	660102	6	13 x 20	73,400	10
WR 2025 6 ADW . . . M 5 V	660119	-	660126	-	6	20 x 25	47,700	10

Hardness M, Conical WK



Safety note

The maximum permissible tool speed (RPM) relates to the specified minimum clamp depth of 10 mm.


Ordering example

WK 2025 6 ADW **60** M 5 V

How to order

60 = Grit size

Please complete the order no. by adding the grit size.

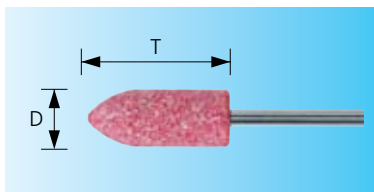
Description	Grit Size				Shank Dia. [mm]	D x T [mm]	Max. Speed [RPM]	
	24	30	46	60				
	EAN4007220							
WK 1332 6 ADW . . . M 5 V	-	-	660232	-	6	13 x 32	65,700	10
WK 2025 6 ADW . . . M 5 V	-	660195	-	660201	6	20 x 25	47,700	10
WK 2532 6 ADW . . . M 5 V	-	660218	-	-	6	25 x 32	37,600	10
WK 3240 6 ADW . . . M 5 V	660225	-	-	-	6	32 x 40	37,600	5



Mounted Points Vitrified (Indent Only)

Hardness M

Hardness M, Tree SP



Ordering note

Order numbers appearing in blue indicate user-preferred dimensions.

Safety note

The maximum permissible tool speed (RPM) relates to the specified minimum clamp depth of 10 mm.


Ordering example

SP 1320 6 ADW **46** M 5 V

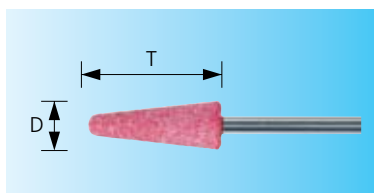
How to order

46 = Grit size

Please complete the order no. by adding the grit size.

Description	Grit Size				Shank Dia. [mm]	D x T [mm]	Max. Speed [RPM]	
	30	46	60	80				
	EAN 4007220							
SP 0816 6 ADW . . . M 5 V	-	102008	-	-	6	8 x 16	119,300	10
SP 1320 6 ADW . . . M 5 V	-	102138	-	660249	6	13 x 20	73,400	10
SP 2032 6 ADW . . . M 5 V	102237	-	660256	-	6	20 x 32	47,700	10
SP 2050 6 ADW . . . M 5 V	102312	-	-	-	6	20 x 50	30,500	10
SP 2540 6 ADW . . . M 5 V	660270	-	-	-	6	25 x 40	35,000	10

Hardness M, Tapered KE



Ordering note

Order numbers appearing in blue indicate user-preferred dimensions.

Safety note

The maximum permissible tool speed (RPM) relates to the specified minimum clamp depth of 10 mm.


Ordering example

KE 2032 6 ADW **30** M 5 V

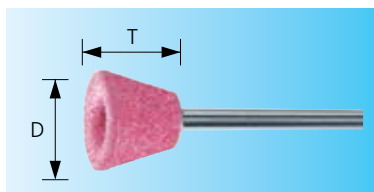
How to order

30 = Grit size

Please complete the order no. by adding the grit size.

Description	Grit Size					Shank Dia. [mm]	D x T [mm]	Max. Speed [RPM]	
	24	30	46	60	80				
	EAN 4007220								
KE 1025 6 ADW ... M 5 V	-	-	102763	-	102770	6	10 x 25	95,400	10
KE 1645 6 ADW ... M 5 V	-	-	102862	-	660300	6	16 x 45	52,000	10
KE 2032 6 ADW ... M 5 V	-	102671	-	660294	-	6	20 x 32	47,700	10
KE 2040 6 ADW ... M 5 V	-	102961	-	660348	-	6	20 x 40	47,700	10
KE 2525 6 ADW ... M 5 V	-	102534	-	-	-	6	25 x 25	38,100	10
KE 2545 6 ADW ... M 5 V	-	534687	-	660317	-	6	25 x 45	34,000	10
KE 2570 6 ADW ... M 5 V	-	103043	-	-	-	6	25 x 70	20,400	10
KE 3232 6 ADW ... M 5 V	660287	-	102596	-	-	6	32 x 32	29,800	5
KE 3250 8 ADW ... M 5 V	660355	-	-	-	-	8	32 x 50	29,800	5

Hardness M, Cup TO



Safety note

The maximum permissible tool speed (RPM) relates to the specified minimum clamp depth of 10 mm.



Ordering example

TO 2016 6 ADW **60** M 5 V

How to order

60 = Grit size

Please complete the order no. by adding the grit size.

Description	Grit Size		Shank Dia. [mm]	D x T [mm]	Max. Speed [RPM]		
	24	60					
	EAN 4007220						
TO 2016 6 ADW . . . M 5 V	-	660942	6	20 x 16	47,700	10	195
TO 4032 6 ADW . . . M 5 V	660959	-	6	40 x 32	23,800	5	360



Mounted Points Vitrified Hardness O



Grade O mounted points consist of pink aluminium oxide in a vitrified bond. Hardness and durability characterize grade O making it predominant in its field of application.

Advantages

- Grade O tools are ideally suited for **heavy-duty** edge grinding on steels. They are noted for their high edge-holding and dimensional stability, long service life and low wear.
- Due to their special edgeholding properties, grade O mounted points can also be used economically with low RPM power tools.

Application examples

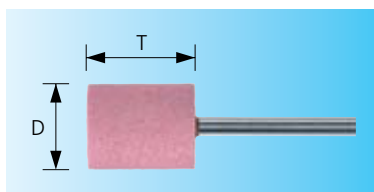
- Deburring of steel castings
- Chamfering in preparation of welding operations
- Contour and edge refining on forgings


Recommendations for use

In edge grinding operations, grade O mounted points perform best at a recommended peripheral speed of 25-40 m/s. For surface grinding we recommend a peripheral speed of 15-25 m/s.

Suitable drive systems include flexible shafts and electric or air-powered straight grinders.

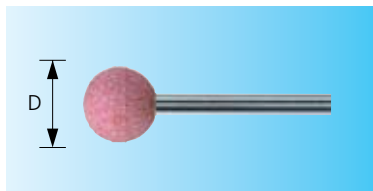
Hardness O, Cylindrical Series W/ZY



Description	Grit Size						Shank Dia. [mm]	D x T [mm]	
	24	30	46	60	80	100			
	PPS Product Code								
W 149 3 AR . . . O 5 V	-	-	-	-	-	202916	3	4 x 6	10
W 152 3 AR . . . O 5 V	-	-	-	-	-	202934	3	5 x 6	10
W 158 3 AR . . . O 5 V	-	-	-	-	-	202943	3	6 x 3	10
W 162 3 AR . . . O 5 V	-	-	-	202989	-	-	3	6 x 10	10
W 164 3 AR . . . O 5 V	-	-	-	-	-	203014	3	6 x 19	10
W 191 3 AR . . . O 5 V	-	-	-	-	-	204335	3	16 x 3	10



Hardness O, Ball KU Vitrified



Ordering note

Order numbers appearing in blue indicate user-preferred dimensions.

Safety note

The maximum permissible tool speed (RPM) relates to the specified minimum clamp depth of 10 mm.


Ordering example

KU 10 6 AR **80** O 5 V

How to order

80 = Grit size

Please complete the order no. by adding the grit size.

Description	Grit Size						Shank Dia. [mm]	D [mm]	
	24	30	46	60	80	100			
	PPS Product Code								
B124 S3 AR . . . O 5 V	-	-	-	-	-	202827	3	3	10
B123 S3 AR . . . O 5 V	-	-	-	-	-	202818	3	5	10
B122 S3 AR . . . O 5 V	-	-	202809	-	-	-	3	10	10
B121 S3 AR . . . O 5 V	-	-	202783	-	-	-	3	13	10
A25 S6 AR . . . O 5 V	-	202293	-	-	-	-	6	25	10



Mounted Points Resinoid Hardness L



Grade L mounted points consist of a mix of white and dark red aluminium oxide in a high-quality resinoid bond. Grade L is considered a fairly soft bond achieving very good abrasive rates.

Advantages

- Grade L tools are ideal for **general use** on stainless steel surfaces. This hardness grade ensures high abrasive rates and a high stock removal capability.
- Naturally a high stock removal rate reduces grinding time and labour costs.
- Cost reductions are achieved despite increased tool consumption, since the reduction in labour costs more than compensates tool costs.
- Cool grinding properties reduce the heat load on the workpiece.

Application examples

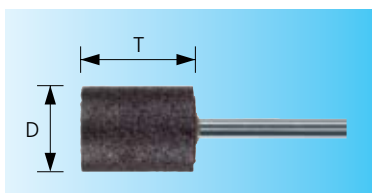
- Grinding on high-temperature alloy components
- Weld dressing on stainless steel structures
- Coarse grinding of stainless steel
- Grinding of high-grade steel castings
- Dressing of titanium and titanium alloy products


Recommendations for use

Grade L mounted points perform best at a recommended peripheral speed of 25-35 m/s in surface grinding applications.

Suitable drive systems include flexible shafts and electric or air-powered straight grinders.

Hardness L, Cylindrical W



Description	Grit Size				Shank Dia. [mm]	D x T [mm]	
	24	30	46	60			
	Product Code						
W164 S6 ADW . . . L 6 B	-	-	-	200286	6	6 x 19	10
W205 S6 ADW . . . L 6 B	-	-	-	200302	6	19 x 25	10
W208 S6 ADW . . . L 6 B	-	-	-	200357	6	19 x 51	10
W220 S6 ADW . . . L 6 B	-	-	-	200384	6	25 x 25	10
W235 S6 ADW . . . L 6 B	-	-	-	200419	6	38 x 6	10
W237 S6 ADW . . . L 6 B	-	-	-	200437	6	40 x 25	5
W242 S6 ADW . . . L 6 B	-	-	-	200455	6	50 x 25	5



Mounted Points, Special Shapes

Series A

V = Vitrified

B = Resinoid

	PPS Product Code	Description	Shank Dia. [mm] [inch]	Hardness	Grit Size	D x T [mm]	
	200847	A1 6 AR 30 O 5 V	6	o	30	19 x 64	10
	200106	A1 6 ADW 60 L 6 B	6	L	60	19 x 64	10
	202088	A2 6 AR 30 O 5 V	6	o	30	25 x 32	10
	202113	A3 6 AR 30 O 5 V	6	O	30	25 x 70	10
	200124	A3 6 ADW 60 L 6 B	6	L	60	25 x 70	10
	200133	A4 6 ADW 60 L 6 B	6	L	60	32 x 32	10
	202122	A4 6 AR 30 O 5 V	6	L	30	32 x 32	10
	200142	A5 6 ADW 60 L 6 B	6	L	60	19 x 29	10
	202131	A5 6 AR 30 O 5 V	6	O	30	19 X 29	10
	202168	A11 6 AR 30 O 5 V	6	O	30	22 X 50	10
	200179	A11 6 ADW 60 L 6 B	6	L	60	22 X 50	10
	200188	A12 6 ADW 60 L 6 B	6	L	60	17 x 32	10
	202195	A12 6 AR 30 O 5 V	6	O	30	17 x 32	10
	202211	A14 6 AR 30 O 5 V	6	O	30	17 x 22	10
	200204	A15 6 ARW 60 O 5 V	6	L	60	6 x 27	10
	202239	A15 6 AR 60 O 5V	6	O	60	6 x 27	10
	202248	A21 6 AR 30 O 5 V	6	O	30	19 x 16	10
	202257	A22 6 AR 30 O 5V	6	O	30	19 x 16	10
	200231	A24 6 ADW 60 O 5V	6	L	60	6 x 19	10
	202284	A 24 6 AR 100 O 5 V	6	O	100	6 x 19	10
	202293	A25 6 AR 30 O 5 V	6	O	30	25	10
	200259	A26 6 ADW 60 O 5 V	6	L	30	16	10
	202319	A26 6 AR 30 O 5 V	6	O	30	16	10
	202355	A34 6 AR 30 O 5 V	6	O	30	38 X 10	5
	200268	A36 6 ADW 60 O 5 V	6	O	60	41 x 10	5
	202373	A36 6 AR 60 O 5 V	6	O	60	41 x 10	5



Mounted Points, Special Shapes












Series B

	PPS Product Code	Description	Shank Dia. [mm] [inch]	Hardness	Grit Size	D x T [mm]	
	202408	B43 3 AR 100 O 5 V	3	0	100	6 x 8	10
	202435	B46 3 AR 100 O 5 V	3	0	100	3 x 8	10
	202453	B51 3 AR 80 O 5 V	3	0	80	11 x 19	10
	202499	B53 3 AR 100 O 5 V	3	0	100	6 x 16	10
	202514	B55 3 AR 100 O 5 V	3	0	100	3 x 6	10
	202523	B63 3 AR 100 O 5 V	3	0	100	6 x 5	10
	202532	B64 3 AR 100 O 5 V	3	0	100	6 x 2	10
	202541	B65 3 AR 100 O 5 V	3	0	100	3 x 3	10
	202569	B70 3 AR 100 O 5 V	3	0	100	19 x 3	10
	202578	B71 3 AR 100 O 5 V	3	0	100	16 x 2	10
	202587	B73 3 AR 100 O 5 V	3	0	100	13 x 3	10
	202596	B81 3 AR 100 O 5 V	3	0	100	19 x 8	10
	202603	B82 3 AR 100 O 5 V	3	0	100	13 x 6	10
	202612	B84 3 AR 100 O 5 V	3	0	100	8 x 5	10
		B95 3 AR 100 O 5 V	3	0	100	3 x 5	10
	202658	B96 3 AR 100 O 5 V	3	0	100	3 x 6	10
		B97 3 AR 100 O 5 V	3	0	100	2 x 10	10
	202676	B98 3 AR 100 O 5 V	3	0	100	2 x 6	10
	202685	B102 3 AR 80 O 5 V	3	0	80	16 X 13	10



Mounted Points, Special Shapes

Series B

	Product Code	Description	Shank Dia. [mm] [inch]	Hardness	Grit Size	D x T [mm]	
	-	B103 3 AR 80 O 5 V	3	0	80	16 x 5	10
	202701	B104 3 AR 80 O 5 V	3	0	80	8 x 10	10
	202729	B105 3 AR 100 O 5 V	3	0	100	6 x 6	10
	202738	B106 3 AR 100 O 5 V	3	0	100	3 x 2	10
	-	B112 3 AR 80 O 5 V	3	0	80	10 x 13	10
	202765	B114 3 AR 100 O 5 V	3	0	100	6 x 10	10
	202774	B115 3 AR 100 O 5 V	3	0	100	2 x 3	10
	202783	B121 3 AR 46 O 5 V	3	0	46	13	10
	202809	B122 3 AR 46 O 5 V	3	0	46	10	10
	202818	B123 3 AR 100 O 5 V	3	0	100	5	10
	202827	B124 3 AR 100 O 5 V	3	0	100	3	10
	202836	B125 3 AR 100 O 5 V	3	0	100	6	10



PPS
INDUSTRIES LIMITED

Mounted Points



REX - CUT®
PRODUCTS, INC.

Mounted Points, Special Shapes

Series A

Cotton fibre mounted points debur and finish in one step.
Long life.
Smooth, chatter free grinding.

	PPS Product Code	Description	Shank Dia. [mm] [inch]	Hardness	Grit Size	D x T [mm]
	196237	A1 A36 GFX	6	GFX	36	19 x 64
	196246	A1 A36 MTX	6	MTX	36	19 x 64
	196255	A3 A36 GFX	6	GFX	36	25 x 70
	196264	A11 A363 GFX	6	GFX	36	22 x 50
	196273	A12 A36 GFX	6	GFX	36	17 x 32
	196282	A12 A36 MTX	6	MTX	36	17 x 32
	196193	A15 A80 MTX	3	MTX	80	6 x 27
	196219	A15 A120 MTX	3	MTX	120	6 x 27
	196291	A15 A36 GFX	6	GFX	36	6 x 27
	196308	A15 A36 MTX	6	MTX	36	6 x 27
	196317	A21 A36 GFX	6	GFX	36	25 x 25
	196326	A24 A36 GFX	6	GFX	36	6 x 19
	196335	A 24 A36 MTX	6	MTX	36	6 x 19
	196344	A24 A54 MTX	6	MTX	54	6 x 19
	196362	A36 A80 GFX	6	GFX	80	40 x 10



PPS

INDUSTRIES LIMITED

Mounted Points



REX - CUT®
PRODUCTS, INC.

Mounted Points, Special Shapes

Series B

	PPS Product Code	Description	Shank Dia. [mm] [inch]	Hardness	Grit Size	D x T [mm]
	197593	B42 A120 MTX	3	MTX	120	12 x 19
	197619	B45 A120 GFX	3	GFX	120	6 x 10
	197628	B51 A120 MTX	3	MTX	120	11 x 19
	197655	B52 A120 MTX	3	MTX	120	10 x 19
	197637	B52 A80 GFX	3	GFX	80	10 x 19
	197744	B52 A120 MTX	6	MTX	120	10 x 19
	197735	B52 A36 GFX	6	GFX	36	10 x 19
	197664	B111 A120 GFX	3	GFX	120	11 x 17
	197673	B111 A120 MTX	3	MTX	120	11 x 17
	197682	B112 A120 MTX	3	MTX	120	10 x 13
	197691	B121 A120 MTX	3	MTX	120	13
	197726	B122 A120 MTX	3	MTX	120	10
	197708	B122 A80 MTX	3	MTX	80	10




PPS
INDUSTRIES LIMITED

Mounted Points



REX - CUT®
PRODUCTS, INC.

Mounted Points W Series



Cotton fibre, aluminium oxide, bond / hardness GFX & MTX

Popular applications: Finish and touch up work, grinding, blending, deflashing, deburring

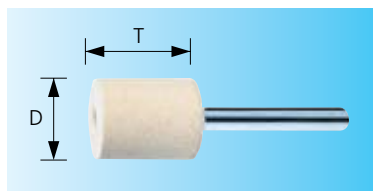
PPS Product Code	Description	Shank Dia (mm)	Hardness	Grit Size	D x T mm
198002	W19 x 2.5 x A54 GFX	6	GFX	54	19 x 2.5
198011	W19 x 2.5 x A80 GFX	6	GFX	80	19 x 2.5
197753	W160 A54 MTX	3	MTX	54	6 x 6
197762	W163 A36 GFX	3	GFX	36	6 x 13
197771	W163 A20 GFX	3	GFX	120	6 x 13
197799	W163 A120 MTX	3	MTX	120	6 x 13
197806	W164 A36 GFX	3	GFX	36	6 x 19
197888	W164 A36 GFX	6	GFX	36	6 x 19
197815	W164 A54 MTX	3	MTX	54	6 x 19
197897	W164 A54 MTX	6	MTX	54	6 x 19
197824	W164 A120 GFX	3	GFX	120	6 x 19
197833	W164 A120 MTX	3	MTX	120	6 x 19
197842	W177 A80 GFX	3	GFX	80	10 x 19
197879	W185 A120 GFX	3	GFX	120	13 x 13
197904	W205 A36 GFX	6	GFX	36	20 x 25
197913	W207 A36 GFX	6	GFX	36	20 x 38
197922	W220 A36 GFX	6	GFX	36	25 x 25
197931	W220 A36 MTX	6	MTX	36	25 x 25
197959	W220 A80 GFX	6	GFX	80	25 x 25
197977	W235 A36 GFX	6	GFX	36	38 x 6
197968	W235 A36 MTX	6	NTX	36	38 x 6
197986	W238 A36 GFX	6	GFX	36	38 x 38
197995	W238 A54 MTX	6	MTX	54	38 x 38



Polishing Tools

Felt Points

Shape ZYA

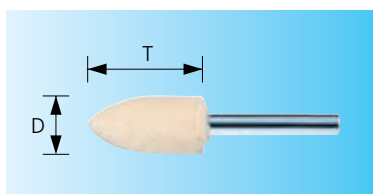


ZYA style (cylindrical) mounted felt points are mainly used peripherally.

Ordering example
182153=FK ZYA 0610/3 Felt Point

Product Code	Description	D x T [mm]	Shank Dia. [mm]	
182153	FK ZYA 0610/3	6 x 10	3	10
182171	FK ZYA 1014/3	10 x 14	3	10
182206	FK ZYA 1014/6	10 x 14	6	10
182224	FK ZYA 2025/6 ST-BO	20 x 25	6	10
182242	FK ZYA 2530/6 ST-BO	25 x 30	6	10

Shape SPK

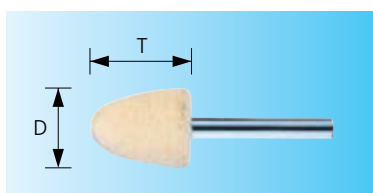


The SPK (conical pointed) style is preferred for work on radii and contours.

Ordering example
182368=FK SPK 1018/3 Felt Point

Product Code	Order No.	D x T [mm]	Shank Dia. [mm]	
182368	FK SPK 1018/3	10 x 18	3	10
182386	FK SPK 1018/6	10 x 18	6	10
182402	FK SPK 1520/6	15 x 20	6	10
182439	FK SPK 1530/6	15 x 30	6	10
182457	FK SPK 2025/6	20 x 25	6	10

Shape KEL



KEL type (conical with radius end) felt points are employed chiefly for work in radius areas.

Ordering example
182475=FK KEL 1520/6 Felt Point

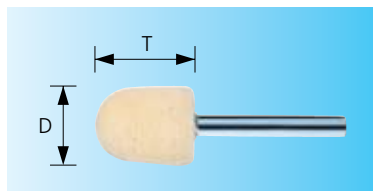
Product Code	Order No.	D x T [mm]	Shank Dia. [mm]	
182475	FK KEL 1520/6	15 x 20	6	10
182493	FK KEL 2025/6	20 x 25	6	10
182518	FK KEL 2530/6	25 x 30	6	10
182536	FK KEL 3035/6	30 x 35	6	10



Polishing Tools

Felt Points

Shape WRC



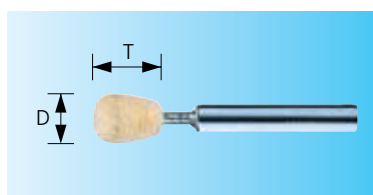
WRC style felt points (cylindrical with radius end) are the tool of choice for minor concave and convex contours.

Ordering example

182279=FK WRC 1520/6 Felt Point

Product Code	Description	D x T [mm]	Shank Dia. [mm]	
182279	FK WRC 1520/6	15 x 20	6	10
182297	FK WRC 2025/6	20 x 25	6	10
182313	FK WRC 2530/6	25 x 30	6	10

Shape TRE



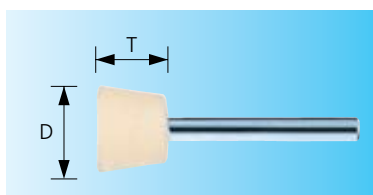
The TRE (oval) shape is used mainly for work on small radii.

Ordering example

182331=FK TRE 1014/6 Felt Point

Product Code	Description	D x T [mm]	Shank Dia. [mm]	Recom. Speed [RPM]		
182331	FK TRE 1014/6	10 x 14	6	10,000-20,000	10	134

Shape WKN



WKN (inverted cone) shaped points are used chiefly for work on interior angles.

Ordering example

182554=FK WKN 2016/6 Felt Point

Product Code	Description	D x T [mm]	Shank Dia. [mm]	
182554	FK WKN 2016/6	20 x 16	6	10



PPS
INDUSTRIES LIMITED

Hand Held Finishing Sticks



REX - CUT®
PRODUCTS, INC.

Hand Held Finishing Sticks



Cotton fibre round and square sticks offer a gentle finishing action with fast, controlled deburring.

PPS Product Code	Description
107271	Round, 12 x 150 x A80 GFX
107299	Round, 12 x 150 x A80 MTX
107262	Round, 6 x 100 x A120 GFX
107306	Square, 3 x 3 x 100 A180 GFX
107315	Square, 6 x 6 x 100 A80 GFX
107324	Square, 6 x 6 x 100 A120 GFX
107333	Square, 12 x 12 x 150 A80 GFX