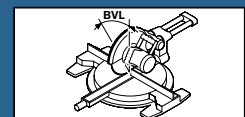
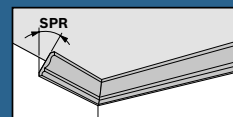
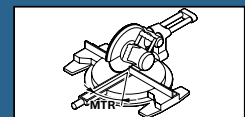
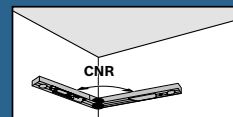


# GAM 220 MF Professional Angle Measurer

Precise mitre angles at the press of a button

- ▶ Automatic calculation of single and double mitre angles without any other tools
- ▶ Rapid calculation and transfer of angles by means of memory function for frequently used angle dimensions
- ▶ Including arm extension for measuring in hard-to-reach areas
- ▶ No calibration required
- ▶ Provides the exact angles required to set up a benchtop saw



Fast calculation of single and double mitre angles, and measurement of corner and incline angles.

## GAM 220 MF Professional

|                                      |   |
|--------------------------------------|---|
| <b>Part number</b>                   | <b>0 601 076 200</b>  |
| <b>Comes complete with</b>           | Arm extension,<br>4 x 1.5 V LR6 (AA) batteries,<br>protective bag |
| <b>Measuring range</b>               | 0–220° (angles)   |
| <b>Measuring accuracy angle/vial</b> | ± 0.1°/± 0.05°  |
| <b>Calculation function</b>          | Yes   |
| <b>Dimensions (L/W/H)</b>            | 432 x 35 x 61 mm  |
| <b>Weight</b>                        | 1.1 kg  |

