



CA30102
FIRST AFTERMARKET FILTER
Replacement for P611698

DURABLE EFFICIENCY

WITH CHANNEL FLOW[®]
EXO[™]



TOUGH PROTECTION FOR HEAVY-DUTY TRUCKS


PROTECT YOUR ENGINE

WITH CHANNEL FLOW EXO

A truck is a big investment, and just a small amount of dirt can destroy an engine; therefore, it is critical that sensitive engine components be protected from damaging contaminants. Exhaust must also be cleaner than ever before due to increasingly strict emission standards.

Modern fuel systems produce fewer harmful emissions through cleaner, more complete combustion. However, the new designs have also reduced the amount of installation space under the hood, requiring air filters to be much more compact while performing even harder.

That's why it is so important to have the right air filter. Baldwin Filters' Channel Flow® EXO™ air filters are the best protection for these hard working vehicles.



Precise winding packs more media
in the same amount of space

EXTREME EFFICIENCY COMPACT DESIGN

Channel Flow EXO is the next generation of the popular Baldwin Channel Flow air filter line. Channel Flow EXO filters take the straight-through airflow path of Channel Flow and combine it with cutting edge, proprietary technology.

The result is a new compact line of Channel Flow air filters that are more efficient and durable than the competition while meeting the space and configuration requirements of modern engines.

- **High efficiency media and optimal airflow**
- **Strong outer coating provides durable protection during handling and prevents structural failure**
- **Unique reinforcement eliminates the need for external supports, maximizing valuable media area**

QUALITY YOU CAN TRUST

Channel Flow EXO filters meet strict, quality standards. From Baldwin's extensive testing to validate performance, to vertical integration to ensure quality parts, Channel Flow EXO filters are built to the toughest standards. Manufacturing processes exceeding 6 Sigma criteria guarantee every filter will meet our customers' high expectations for durability and performance.

PROPRIETARY OUTER COATING FOR **MAXIMUM DURABILITY**



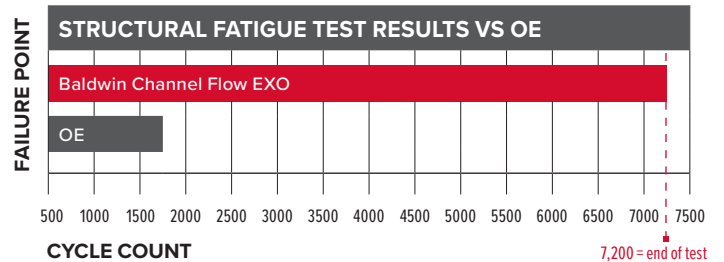
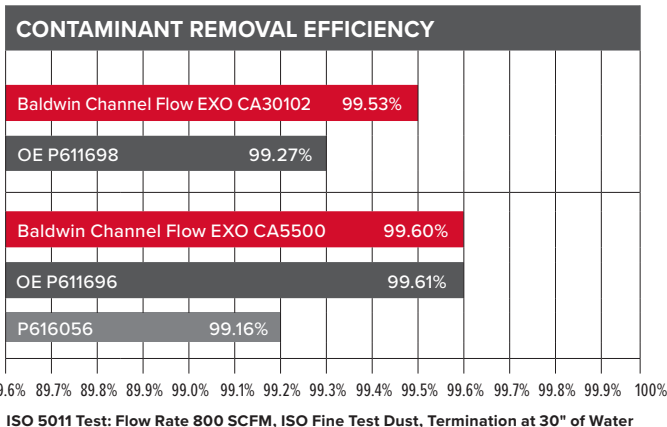
- 1 MORE MEDIA SURFACE AREA**
Channel geometry allows more media compared to first generation Channel Flow air filters.
- 2 ACCURATE AND SECURE INSTALLATION**
Patent-pending, glass-filled nylon installation support aids with accurate positioning during installation and secures filter in position during use.
- 3 RUGGED PROTECTION**
Highly durable, patent-pending outer coating provides rugged protection and prevents structural failure.
- 4 REINFORCED MEDIA OUTLET**
Patent-pending, resin-reinforced filter outlet prevents media distortion and allows for more media by eliminating the need for external supports.

OUTPERFORMS THE OE

Baldwin filters are vigorously tested above and beyond industry standards, ensuring reliable performance under the toughest conditions.

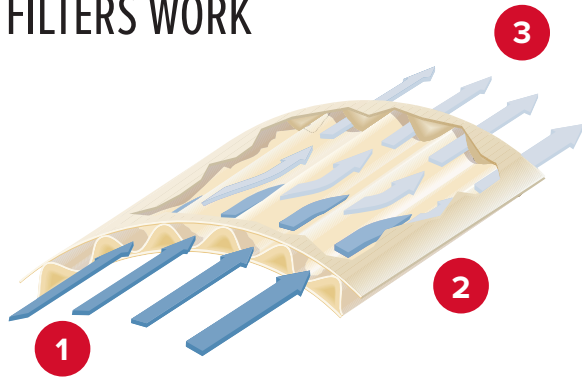
In structural and temperature testing, Baldwin's Channel Flow EXO filter outperformed the OE. Less than halfway into the prescribed 7,200-cycle test, the OE experienced structural failure, media distortion and contaminant bypass around the paper wrapper.

The Channel Flow EXO filter demonstrated no structural failure throughout the entire life of the test. The media, with its protective coating, remained in place, undamaged, with no contaminant bypass and showed no signs of failure.



Channel Flow EXO clearly provides better protection for hard working engines.

HOW CHANNEL FLOW FILTERS WORK



- 1** **DIRTY AIR** enters the Channel Flow Filter through alternately opened channels on the intake side.
- 2** **AIR FLOWS** toward the engine, moving through the media where contaminants are trapped.
- 3** **CLEAN AIR** exits the filter through alternately opened channels on the opposite end.

OPTIMUM AIRFLOW IS ACHIEVED

CROSS-REFERENCE GUIDE

BALDWIN	OE	DONALDSON	FLEETGUARD	FRAM	LUBER-FINER	WIX
CA30102	P611698	---	---	---	---	---
CA5500	P611696	P616056	AF27688	CA10738	LAF6116	49456

APPLICATION GUIDE

CA30102		
MODEL	MAKE	ENGINE
T440	Kenworth	Cummins ISL
T440	Kenworth	Paccar PX-8
T470	Kenworth	Cummins ISL
T470	Kenworth	Paccar PX-8, PX-9
T660	Kenworth	Cummins ISM
T660	Kenworth	Paccar MX-13
T800	Kenworth	Cummins ISL, ISM

CA5500		
MODEL	MAKE	ENGINE
T440	Kenworth	Cummins ISL-G
T440	Kenworth	Paccar PX-9
T660	Kenworth	Caterpillar C11, C13, C15
T660	Kenworth	Cummins ISL, ISM, ISX 11.9, ISX 11.9G
T660	Kenworth	Paccar MX, MX-13
T800	Kenworth	Caterpillar C7 (7.2L), C9, C13, C15
T800	Kenworth	Cummins ISL, ISL-G, ISM, ISX 11.9, ISX 11.9G
T800	Kenworth	Cummins Westport HD GX (15L)
T800	Kenworth	Paccar MX, MX-13, PX-6, PX-8
W900	Kenworth	Caterpillar C15
W900	Kenworth	Cummins ISL, ISL-G, ISM, ISX

CA30102
FIRST AFTERMARKET
REPLACEMENT FOR P611698

For complete engine filter listings visit www.baldwinfilter.com

CLARCOR
 Engine Mobile Group

PROUDLY MADE IN THE USA 