

# STEEL CYLINDERS

RLN Series - Locknut Load Return

**SIMPLEX**



RLN1006 Shown

Capacity Range .....▶ 30 - 1000 tons

Stroke Range .....▶ 2 - 12 in.

Maximum Pressure .....▶ 10,000 psi

- ▶ Lock nuts offer extended load holding.
- ▶ Stop ring for piston blow-out protection.
- ▶ 5° swivel load caps on 30-100 ton models for side load protection.
- ▶ Custom strokes and capacities up to 1,500 tons available, contact factory.

Cylinders



#### HOSES - pages 78 - 79

Heavy duty and thermo plastic hydraulic hoses to meet your requirements and safety factor.



#### POWER PUMPS - pages 43 - 65

Simplex offers a wide variety of lightweight power pumps to fit any application.



#### SWIVEL EYE BOLTS


Swivel Eye Bolts are used on 100 tons and up.

#### DESIGN CONSTRUCTION 200+ TONS



#### Acme Screw

Class 2 ACME Thread offers high strength & ease to move lock-nut into position for load holding.



#### Piston Flange

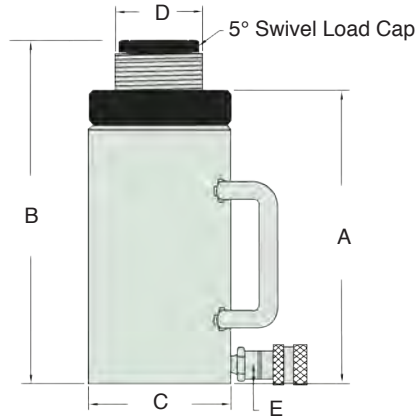
A thick bronze inlay on the piston flange virtually eliminates scoring of cylinder bore while offering the best protection against accidental side loading. (200 Tons and up)

Simplex RLN Series cylinders are used to lift and hold this large platform for maintenance at this shipyard. ▼

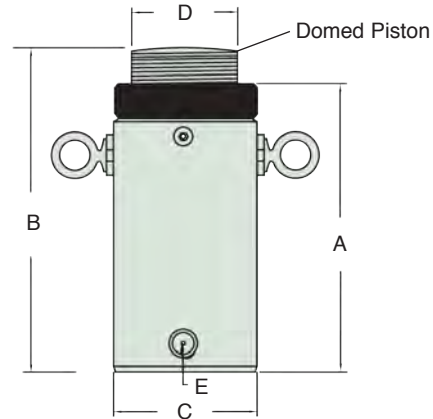


• Note: 100 Ton Models Have Eyebolts For Positioning

**30 - 100 Tons**



**150 - 1000 Tons**



Model	Cap. (tons)	Stroke (in)	Oil Capacity Required (cu.in.)	Ram Bore Diameter (in)	Effect Area (sq.in.)	Pressure @ Capacity (psi)	A	B	C	D	E	Wgt. (lbs)
							Minimum Height (in)	Extended Height (in)	Body O.D. (in)	Piston O.D. (in)	Base to Port C/L (in)	
RLN302	30	2	13	2.87	6.49	9,240	6.38	8.38	4	2.44	.75	21
RLN306	30	6	38.9	2.87	6.49	9,240	10.38	16.38	4	2.44	.75	35
RLN502	50	2	22.1	3.75	11.05	9,054	6.75	8.75	5	3.19	.78	38
RLN506	50	6	66.2	3.75	11.05	9,054	10.75	16.75	5	3.19	.78	63
RLN5010	50	10	133	3.75	11.05	9,054	14.75	24.75	5	3.19	.78	100
RLN1002	100	2	40	5	19.63	10,200	8	10	6.38	4.31	1.25	87
RLN1006	100	6	118	5	19.63	10,200	12	18	6.38	4.31	1.25	132
RLN10010	100	10	196	5	19.63	10,200	16	26	6.38	4.31	1.25	202
RLN1502	150	2	66.4	6.25	30.68	9,780	8	10	8.5	5.56	1.93	149
RLN1506	150	6	199	6.25	30.68	9,780	12.25	18	8.5	5.56	1.93	221
RLN15012	150	12	398	6.25	30.68	9,780	18	30	8.5	5.56	1.93	311
RLN2002	200	2	88.4	7.25	41.28	9,054	9.5	11.5	10	6.56	2.06	233
RLN2006	200	6	265	7.25	41.28	9,054	13.5	19.5	10	6.56	2.06	332
RLN20012	200	12	530	7.25	41.28	9,054	19.5	31.5	10	6.56	2.06	479
RLN3002	300	2	120	8.75	60.13	9,978	11.5	13.5	12	7.81	2.44	357
RLN3006	300	6	361	8.75	60.13	9,978	15.5	21.5	12	7.81	2.44	485
RLN30012	300	12	722	8.75	60.13	9,978	21.5	33.5	12	7.81	2.44	677
RLN4002	400	2	174	10.5	86.59	9,238	13.81	15.81	14	9.31	3	520
RLN4006	400	6	520	10.5	86.59	9,238	17.81	23.81	14	9.31	3	675
RLN40012	400	12	1040	10.5	86.59	9,238	23.81	25.81	14	9.31	3	905
RLN5002	500	2	208	11.5	103.87	9,628	14.75	16.75	16	10.31	3.19	927
RLN5006	500	6	623	11.5	103.87	9,628	18.75	24.75	16	10.31	3.19	1041
RLN50012	500	12	1246	11.5	103.87	9,628	24.75	36.75	16	10.31	3.19	1383
RLN6002	600	2	246	12.5	122.79	9,778	15.62	17.62	17.5	11.31	3.5	985
RLN6006	600	6	738	12.5	122.79	9,778	19.62	25.62	17.5	11.31	3.5	1232
RLN60012	600	12	1476	12.5	122.79	9,778	27.62	39.62	17.5	11.31	3.5	1603
RLN8002	800	2	330	14.5	165.13	9,690	16.93	18.93	18	13.31	4.13	1148
RLN8006	800	6	991	14.5	165.13	9,690	21.93	27.93	18	13.31	4.13	1407
RLN80012	800	12	1982	14.5	165.13	9,690	27.93	39.93	18	13.31	4.13	1795
RLN10002	1000	2	402	16	201.06	9,950	19.62	21.62	21	14.81	4.25	1818
RLN10006	1000	6	1206	16	201.06	9,950	23.62	29.62	21	14.81	4.25	2178
RLN100012	1000	12	2412	16	201.06	9,950	29.62	41.62	21	14.81	4.25	2718