

SQB 快速接頭

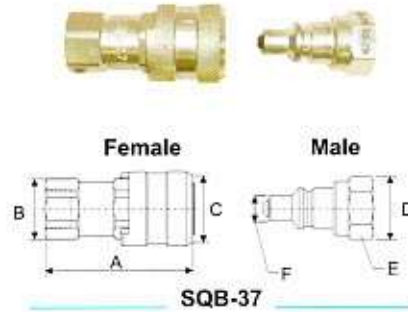
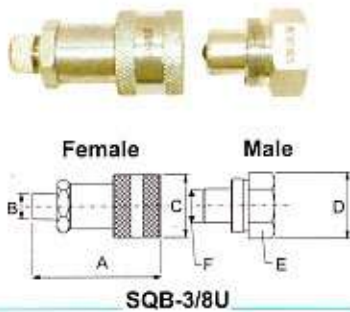
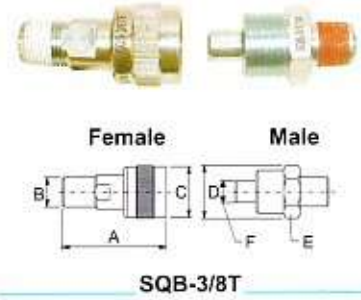
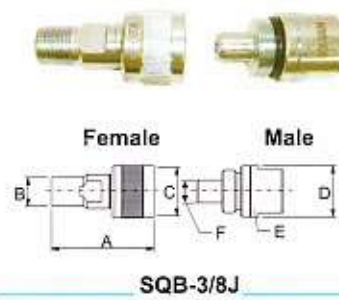
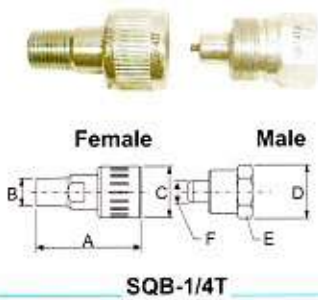
- 流量大、耐高壓。
- 各型號均附防塵蓋。

Hydraulic Couplers

- ⊗ High flow rate and high pressure resistance.
- ⊗ Dust cap include on all models.

SQB
Series

最大使用壓力
Maximum Operating Pressure
700 bar



Model Number	Female Model	Male Model	外型尺寸 Dimension(mm)					
			A	B	C	D	E	F
整組型號	母接頭型號	公接頭型號		NPTF / PT				
SQB-1/4T	SQB-1/4TF	SQB-1/4TM	58.5	1/4"-18NPTF/PT	28.6	30.0	26.0	φ 10.0
SQB-3/8J	SQB-3/8JF	SQB-3/8JM	59.0	3/8"-18NPTF/PT	30.5	28.0	24.0	φ 12.7(1/2")
SQB-3/8T	SQB-3/8TF	SQB-3/8TM	58.5	3/8"-18NPTF/PT	28.5	33.0	28.0	φ 15.0
SQB-3/8U	SQB-3/8UF	SQB-3/8UM	72.0	3/8"-18NPTF/PT	35.0	37.0	32.0	φ 19.05(3/4")
SQB-37	SQB-371F	SQB-372M	64.0	3/8"-18NPTF/PT	32.0	28.5	24H	φ 11.25(7/16")