


## DATA SHEET

## BDTM921 – TWO VALVE MANIFOLD

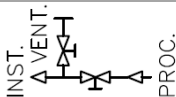
Badotherm two valve manifold model BDTM921 can be used for isolation, bleeding, calibration, and testing of pressure instruments. The venting bonnet is inclined with 15° angle for easy access by wall mounting. All Badotherm manifolds are standard stainless steel and optional available in exotic materials, such as Hastelloy® and Monel®. This valve has a non-rotatable conical tip to ensure perfect alignment. Badotherm valves are manufactured within the European Union.



### MATERIAL SPECIFICATIONS

BODY	STEM	TIP	BONNET	GASKET
AISI316(L)	AISI630	AISI420	AISI316(L)	PTFE

### TECHNICAL SPECIFICATIONS

	BDTM921	flow diagram	product features
Process connection	1/2"NPT-f		rotating spindle tip
Instrument connection	1/2"NPT-f		bonnet locking pins
Vent connection	1/4"NPT-f		safety back seating T-bar
Maximum pressure	413 bar at 38°C		
Maximum temperature	240 °C		

### EXOTIC MATERIAL EXECUTIONS

	AISI 316(L) SG <sup>1</sup>	Monel® 400	Hastelloy® C-276 <sup>2</sup>	Duplex 2205
Body	AISI316(L)	Monel® 400	Hastelloy® C-276	Duplex 2205
Stem	Monel® 400	Monel® 400	Hastelloy® C-276	Duplex 2205
Tip	Monel® 500	Monel® 500	Ultimet®	Duplex 2205
bonnet	AISI316(L)	Monel® 400	Hastelloy® C-276	Duplex 2205
Vent plug	AISI316(L)	Monel® 400	Hastelloy® C-276	Duplex 2205

1: SG = sour gas execution < 50 mg/l chloride; 2: SG = sour gas execution > 50 mg/l chloride

### OPTIONS

GASKET	graphite for temperatures up to 450°C
CLEANING	for oxygen service (only with PTFE gasket)

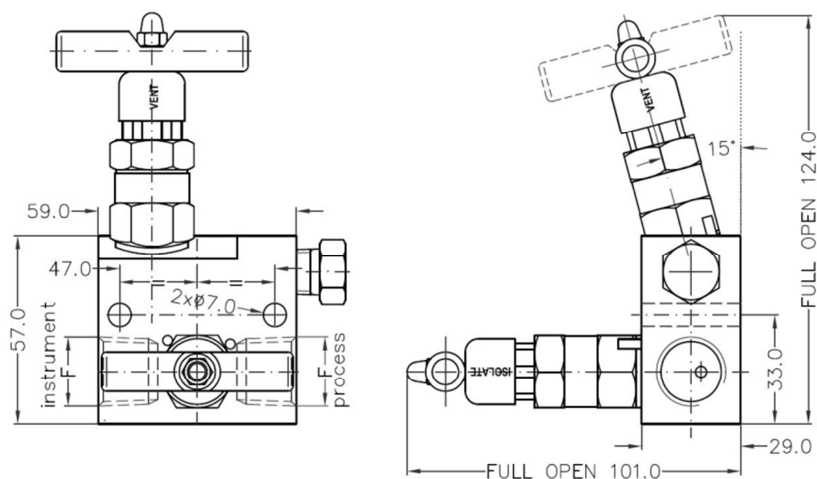
## DATA SHEET

## BDTM921 – Two VALVE MANIFOLD

### DESIGN INFORMATION AND DRAWINGS

DESIGN STANDARD  
EN 12266-1 / SP 99

PRESSURE TESTING  
1.5x MWP @ 20°C



### PRESSURE / TEMPERATURE TABLE

Temperature °C	316(L)	Monel® 400	Hastelloy® C276	Duplex 2205
-29 ... -17 °C <sup>1</sup>	413	335	431	431
-17... 38 °C	413 <sup>2</sup>	335 <sup>2</sup>	431 <sup>2</sup>	431 <sup>2</sup>
50 °C	401	299	431	431
100 °C	351	281	429	422
150 °C	321	272	418	382
200 °C	297	272	403	355
250 °C <sup>1</sup>	278	272	386	337
300 °C <sup>1</sup>	263	272	357	323
350 °C <sup>1</sup>	253	272	335	314
400 °C <sup>1</sup>	245	267	305	304
450 °C <sup>1</sup>	240	224	282	-

All pressures in Bar

1: Only applicable in combination with Graphite gasket;

2: MWP at 20°C



Holland – United Kingdom – Romania – India – Thailand – Dubai - USA

To our knowledge, the information contained herein is accurate as of the date of this document. However neither Badotherm, nor its affiliates makes any warranty, express or limited, or accepts any liability in connection with this information or its use. This information is for technical skilled persons at their own discretion and risk and does not relate to the use of this product in combination with any other product. The user alone finally determines suitability of any information or material in contemplated use, the manner of use and whether any patents are infringed. This information gives typical properties only.

Badotherm reserves the right to make changes to the specifications and materials without prior notice. The latest version of the datasheet can be found on [www.badotherm.com](http://www.badotherm.com).

© 2001 Badotherm, all rights reserved. Trademarks and/or other products referenced herein are either trademarks or registered trademarks of Badotherm.

modified 08-05-2013

page 2 of 2