

# SC21G Universal Compressor R134a 220-240V 50/60Hz

## General

Code number	104G8124
Approvals	EN 60335-2-34
Compressors on pallet	80

## Application

Application	LBP/HBP		
Frequency	Hz	50	60
Evaporating temperature	°C	-25 to 15	-25 to 15
Voltage range	V	187 - 254	198 - 254
Max. condensing temperature continuous (short)	°C	60 (70)	60 (70)
Max. winding temperature continuous (short)	°C	125 (135)	125 (135)

## Cooling requirements

Frequency	Hz	50			60		
Application		LBP	MBP	HBP	LBP	MBP	HBP
32°C		F <sub>2</sub>	F <sub>2</sub>	F <sub>2</sub>	F <sub>2</sub>	-	-
38°C		F <sub>2</sub>	F <sub>2</sub>	F <sub>2</sub>	F <sub>2</sub>	-	-
43°C		F <sub>2</sub>	F <sub>2</sub>	F <sub>2</sub>	F <sub>2</sub>	-	-

Remarks on application:  
Not applicable below -25°C evaporating temp. in 43°C ambient temperature above 240V. HBP at 198 - 254V 50Hz only.

## Motor

Motor type	CSR		
LRA (rated after 4 sec. UL984), HST   LST	A	21.8	-
Cut in Current, HST   LST	A	21.8	-
Resistance, main   start winding (25°C)	Ω	3.5	12.1

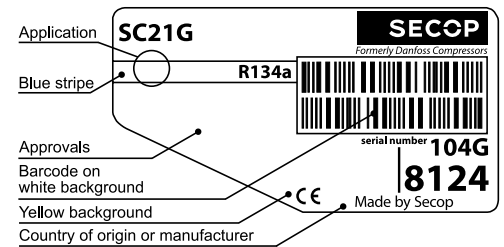
## Design

Displacement	cm <sup>3</sup>	20.95
Oil quantity (type)	cm <sup>3</sup>	550 (polyolester)
Maximum refrigerant charge	g	1300
Free gas volume in compressor	cm <sup>3</sup>	1460
Weight without electrical equipment	kg	13.5

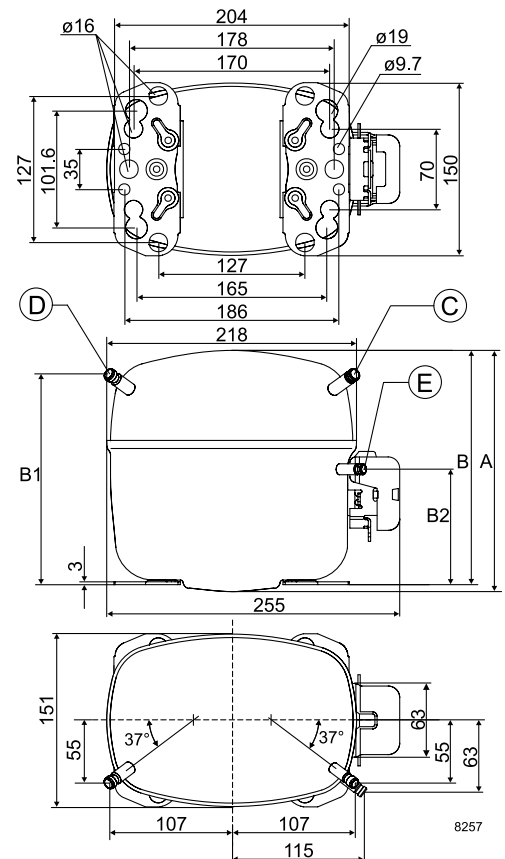
## Dimensions

Height	mm	A	219
		B	213
		B1	193
		B2	110
Suction connector	location/I.D. mm   angle	C	10.2   37°
	material   comment	Cu-plated steel   Al cap	
Process connector	location/I.D. mm   angle	D	6.5   37°
	material   comment	Cu-plated steel   Al cap	
Discharge connector	location/I.D. mm   angle	E	6.5   37°
	material   comment	Cu-plated steel   Al cap	
Oil cooler connector	location/I.D. mm   angle	F	-
	material   comment	-	
Connector tolerance	I.D. mm	±0.09	

Remarks: Drawing shows standard SC housing cover. On housing cover of type 104G8124 suction and process connectors are interchanged.



- S = Static cooling normally sufficient
- O = Oil cooling
- F<sub>1</sub> = Fan cooling 1.5 m/s (compressor compartment temperature equal to ambient temperature)
- F<sub>2</sub> = Fan cooling 3.0 m/s necessary
- SG = Suction gas cooling normally sufficient
- = not applicable in this area

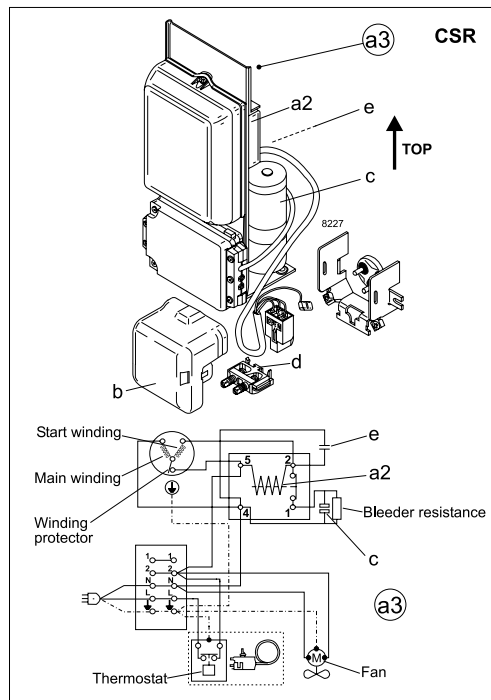


**EN 12900 Household (CECOMAF)** 220V, 50Hz, fan cooling F<sub>2</sub>

Evap. temp. in °C	-45	-40	-35	-30	-25	-23.3	-20	-15	-10	-6.7	-5	0	5	7.2	10	15	20
Capacity in W					333	370	453	606	792	934	1012	1268	1560	1700	1889	2256	
Power cons. in W					382	404	445	509	575	620	643	714	789	823	868	953	
Current cons. in A					2.28	2.34	2.48	2.71	2.96	3.14	3.24	3.54	3.87	4.02	4.22	4.60	
COP in W/W					0.87	0.92	1.02	1.19	1.38	1.51	1.58	1.78	1.98	2.07	2.18	2.37	

**ASHRAE LBP** 220V, 50Hz, fan cooling F<sub>2</sub>

Evap. temp. in °C	-45	-40	-35	-30	-25	-23.3	-20	-15	-10	-6.7	-5	0	5	7.2	10	15	20
Capacity in W					410	456	558	746	977	1156	1250	1568	1931	2106	2343	2803	
Power cons. in W					382	404	445	509	575	620	643	714	789	823	868	953	
Current cons. in A					2.28	2.34	2.48	2.71	2.96	3.14	3.24	3.54	3.87	4.02	4.22	4.60	
COP in W/W					1.07	1.13	1.25	1.47	1.70	1.86	1.95	2.20	2.45	2.56	2.70	2.94	



Accessories for	SC21G	Figure	Code number	Test conditions	EN 12900/CECOMAF	ASHRAE LBP
Starting device	470 mm cable length	a3	117-7028	Condensing temperature	55°C	55°C
	550 mm cable length		117-7029	Ambient temperature	32°C	32°C
	650 mm cable length		117-7032	Suction gas temperature	32°C	32°C
Cover		b	103N2009	Liquid temperature	no subcooling	32°C
Starting relay		a2	Components of starting device	<b>Mounting accessories</b>		
Starting capacitor		c		Bolt joint for one comp.	Ø: 16 mm	118-1917
Run capacitor		e		Bolt joint in quantities	Ø: 16 mm	118-1918
Cord relief		d		Snap-on in quantities	Ø: 16 mm	118-1919

Danfoss can accept no responsibility for possible errors in catalogues, brochures and other printed material. Danfoss reserves the right to alter its products without notice. This also applies to products already on order provided that such alterations can be made without consequential changes being necessary in specifications already agreed. All trademarks in this material are property of the respective companies. Danfoss and the Danfoss logotype are trademarks of Danfoss A/S. All rights reserved.