

Electrically conductive polyurethane hose, heavy

Applications

- flexible hose/ ducting for high throughput of abrasive powder, bulk material, granulate and for gases
- industrial vacuum cleaners, vacuum cleaners
- Coal mine, mine, tunnelling: ventilation, methane extraction
- raw material conveying hose for powders, granulates, sand, quartz, gravel, shards and chips/ shavings

Properties

- increased pressure and vacuum resistance
- heavy duty
- highly abrasion resistant

- very good low temperature flexibility
- good resistance to oil, gasoline and chemicals
- electrically conductive wall: electrical and surface resistance $<10^3 \Omega$ (according to NFPA 652 $<10^6 \Omega$)
- in accordance with ATEX 2014/34/EU (1999/92/EC) and German TRGS 727: pneumatic transport of flammable dusts and bulk materials (Zone 20, 21, 22 inside), aspiration of combustible dusts (Zone 22 inside),
- in accordance with ATEX 2014/34/EU (1999/92/EC) and German TRGS 727: for conveying for flammable liquids (inside zone 0, 1, 2), for conveying for non-flammable liquids, for use in zone 1 and 2 (gases), for use in zone 0 (gases)
- according to DIN 26057 Type 3
- conforms to RoHS guideline
- REACH according to --> Technology / Technical Information / REACH

Temperature Range

- 40 °C to 90 °C

Design

- AIRDUC® profile hose
- spring steel wire firmly embedded in wall
- wall: electrically conductive premium ester-polyurethane (Pre-PUR®)
- wall thickness 1,4 - 1,5 mm approx.

Delivery variants

- further diameters and lengths available on request
- black (standard)
- customer-specific branding

I.D. (in / mm)	outer Ø (mm)	Pressure DIN 26057 (50% Elongation) (bar)	Vacuum DIN 26057 (axially fixed) (bar)	Bending Radius (mm)	Weight (kg/m)	Dimensions in Stock (m)	Production Lengths (m)	Order No.
1 / 25	32.00	2,930 (4,74)	1,000 (1,00)	20.00	0.28	10	15	355-0025-1003
- / 30	40.00	2,470 (3,99)	1,000 (1,00)	25.00	0.47	10	15	355-0030-1003
1,25 / 32	42.00	2,325 (3,75)	0,950 (1,00)	26.00	0.47	-	10	355-0032-1003
1,5 / 38	48.00	1,975 (3,19)	0,915 (1,00)	29.00	0.55	10	-	355-0038-1003
- / 40	50.00	1,880 (3,03)	0,905 (1,00)	30.00	0.57	10	15	355-0040-1003
2 / 50-51	60.00	1,515 (2,45)	0,783 (1,00)	35.00	0.71	10 15 20	-	355-0050-1003
- / 55	65.00	1,385 (2,23)	0,712 (1,00)	38.00	0.77	-	10	355-0055-1003
2,36 / 60	70.00	1,270 (2,05)	0,650 (1,00)	40.00	0.83	10	15 20	355-0060-1003
2,5 / 63-65	75.00	1,175 (1,90)	0,603 (1,00)	43.00	0.89	-	10	355-0065-1003
- / 70	81.00	1,515 (2,45)	0,513 (1,00)	62.00	1.01	10 15	-	355-0070-1003
3 / 75-76	86.00	1,420 (2,29)	0,479 (1,00)	66.00	1.07	-	10	355-0075-1003
- / 80	91.00	1,335 (2,15)	0,451 (1,00)	69.00	1.14	10	-	355-0080-1003
4 / 100	111.00	1,075 (1,73)	0,370 (0,94)	83.00	1.41	10 15	-	355-0100-1003
- / 110	121.00	0,980 (1,58)	0,320 (0,77)	90.00	1.54	10	-	355-0110-1003
4,5 / 114-115	126.00	0,935 (1,51)	0,323 (0,70)	94.00	1.61	15	10	355-0115-1003
5 / 125-127	136.00	0,865 (1,39)	0,290 (0,57)	101.00	1.74	-	10	355-0125-1003
8 / 200	212.00	0,505 (0,81)	0,142 (0,34)	155.00	2.85	10	-	355-0200-1003
- / 300	313.00	0,340 (0,54)	0,085 (0,19)	226.00	4.32	-	10	355-0300-1003

Overpressure and underpressure are recommended threshold operating values, products can be subjected to higher loads upon request. The bending radius is measured through the inside of the hose arch. The right to make technical modifications is reserved. All values determined at 20 °C and are approx. data. Additional information at www.norres.com/en/technology/.

Accessories



CLAMP 212



CONNECT 240 EC



CONNECT THREAD FITTING 234




CONNECT MOULD ASSEMBLY 233



CLAMP 216



CLAMP 217



CONNECT 242



CLAMP 212 EC



CONNECT 240 + 241 AS



CONNECT 270-271




CONNECT PRESS ASSEMBLY 232



CONNECT 223



CLAMP 213



CONNECT 228




CONNECT SAFETY CLAMP ASSEMBLY 231




CONNECT 246 AS



CONNECT 243



CONNECT 244



CONNECT 245