

### MONOCRYSTALLINE | 50Wp - 200Wp

The typical monocrystalline solar cell is a dark black colour, and the corners of cells are usually missing as a result of the production process and the physical nature of monocrystalline silicon.



**50W - 200W**  
Maximum Power

**17.20V - 30.10V**  
Maximum Power Voltage

**2.75A - 7.85A**  
Maximum Power Current

**21.10V - 36.10V**  
Open Circuit Voltage

**2.95A - 8.34A**  
Short Circuit Current



**Excellent low light performance on cloudy days, mornings and evenings**

- Anti-reflective coating



Anti-PID



Fire test certification



**Great aesthetics for residential applications**

- High efficiency, lower weight, Easy handling and optimum utilization of roof space



Ammonia corrosion certification




**Certified to withstand challenging environmental conditions**

- 2400 Pa wind load
- 5400 Pa snow load
- 35mm hail stone at 97 km/hr



Salt mist corrosion certification



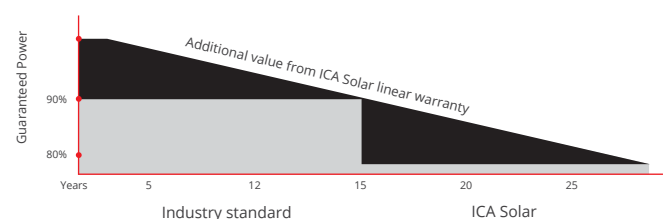
**IP68 connectors enhance the reliability of the PV system**



**Blowing sand resistance certification**

### LINEAR PERFORMANCE WARRANTY

15 Year Product Warranty | 25 Year Linear Power Warranty



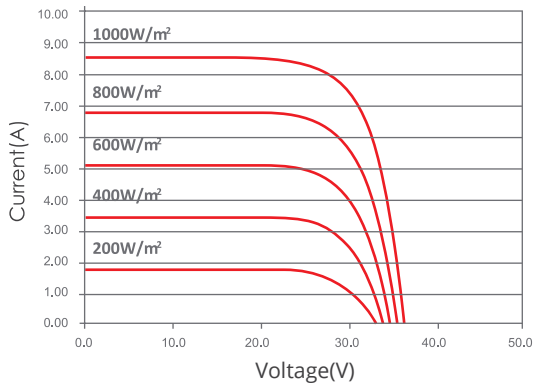
Characteristics	Unit	50W	80W	100W	150W	200W
Maximum Power (Pmax)	W	50	80	100	150	200
Power Tolerance	%	+3	+3	+3	+3	+3
Maximum Power Voltage (Vmp)	V	17.60	18.50	17.40	17.50	35.40
Maximum Power Current (Imp)	A	2.85	4.33	5.75	8.63	5.65
Open Circuit Voltage (Voc)	V	22.50	22.70	22.40	22.40	44.60
Short Circuit Current (Isc)	A	3.04	4.57	6.08	9.05	5.98
Weight	Kg	4.5	6.5	7.7	11	15.3
Dimension of module	mm	700x510x30	770x670x30	1020x670x30	1470x670x30	1320x992x40
Pmax Temperature Coefficient	%/C				-0.44	
Voc Temperature Coefficient	%/C				-0.30	
Isc Temperature Coefficient	%/C				+0.05	
Maximum System Voltage	VDC				1000(TUV);600(UL)	
Maximum Series Fuse Rating	A				15	
Operating Temperature	C				-40 ~ +85	
<b>NOCT</b>	C				45±2	

STC:1000W/m<sup>2</sup>.AM1.5 and 25°C cell temperature: NOCT : Nominal Operating Cell Temperature

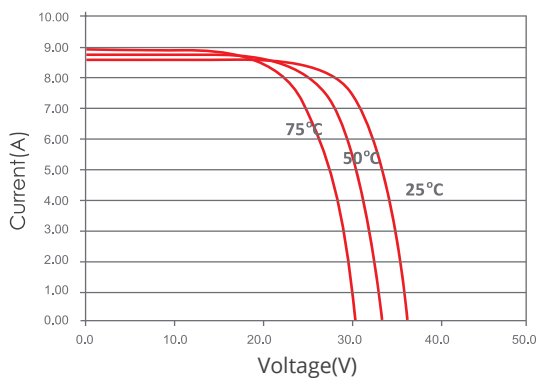
### I-V Curves

### Physical Characteristics

I-V Curves of PV Module 200 Wp  
(Cell Temp. 25°C)



I-V Curves of PV Module 200 Wp  
at Different Cell Temp. (AM1.5, 1000W/m<sup>2</sup>)



Unit:mm(inch)

