



ICA[®]

The Best *Solution* for Power System



Rack Mount Sinewave Inverter

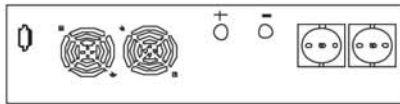


- True On Line Sinewave output
- Full Bridge IGBT Inverter
- 50 KHz SMPS Design
- Electronic Output short Circuit Protection
- Wide Input Voltage
- High Efficiency
- High Reliability
- Auto Restart
- EMI / RFI Filter
- Audible and Visual Indicator
- Rack Mount 19"
- Easy to Install

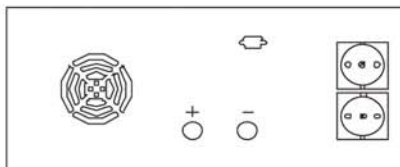
Protect your computers and sensitive equipments from any electrical disturbance.

ITEM		UNITS	SPECIFICATION				REMARKS
MODEL			INV1000	INV2000	INV3000	INV4000	
CAPACITY		VA/W	1000/800	2000/1600	3000/2400	4000/3200	
DC INPUT	VOLTAGE	V	44 ~ 58				
	MAX CURRENT	A	23	46	69	92	
	PROTECTION		FUZE				
INVERTER OUTPUT	WAVE FORM		SINEWAVE				
	DISTORSION		< 3% THD				LOAD 0 ~ 100%
	TOPOLOGY		PULSE WIDTH MODULATION (PWM)				
	VOLTAGE	V	220 ± 2%				
	FREQUENCY	Hz	50				
	EFFICIENCY	%	> 85				AT FULL LOAD
BUZZER	BATTERY / DC INPUT LOW		INTERMITTENT SOUND WITH 1 SECOND INTERVAL				BATTERY / DC INPUT < 44V
OPERATION TEMPERATURE		°C	0 ~ 40				
DIMENSION		mm	430x435x87	590x435x87	590x435x176		D x W x H
WEIGHT		Kg	8	13	21.5	24	NETTO
			9	14	22.5	25	GROSS

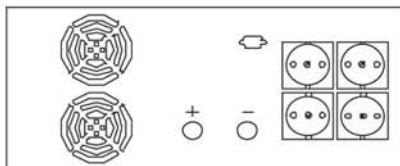
SPECIFICATIONS ARE SUBJECT TO CHANGE WITHOUT PRIOR NOTICE



REAR PANEL INV1000



REAR PANEL INV2000



REAR PANEL INV3000 & INV4000

Contact Person

