

### Introduction

S100 Temperature and humidity data logger, developed by Huato, is featured with LCD display, elegant appearance, low energy consumption, and excellent consistency. All the sensors are manufactured in Switzerland, which assures quality and stability.



### Features:

- Compact and portable design.
- Flexible recording time from 2s to 24h.
- Switchable °C and °F temperature unit.
- External sensor water proof rating: IP68.
- Energy saver: two AAA batteries can work for more than 6 months with Logging Interval in 10 minutes.
- Recorded data can be transferred to and analyzed by accompanied LogPro software.



EMC  
EN:61326-1

### Technical Specifications

Resolution	Temperature : 0.1°C./ Humidity : 0.1%RH
Power supply	AAA battery 1.5V × 2
Display	LCD display
Dimension	92mm×57mm×20mm(3.62"×2.244"×0.78"inch)
LCD size	36mm×16mm(1.41"×0.62"inch)
Weight	150g
Accessories	PC-Software, data cable, 1.5V batter 2, user manual
Interface	USB

### Model List

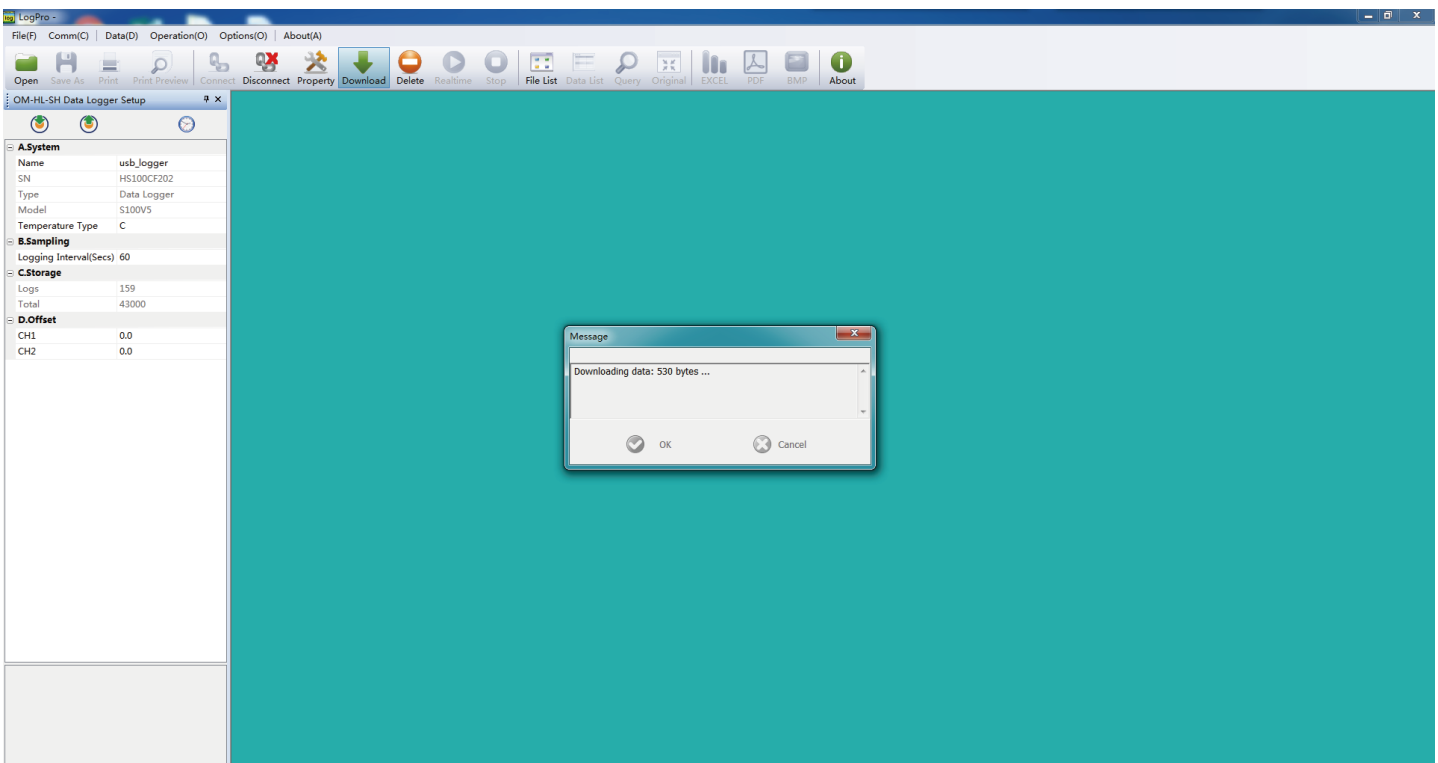
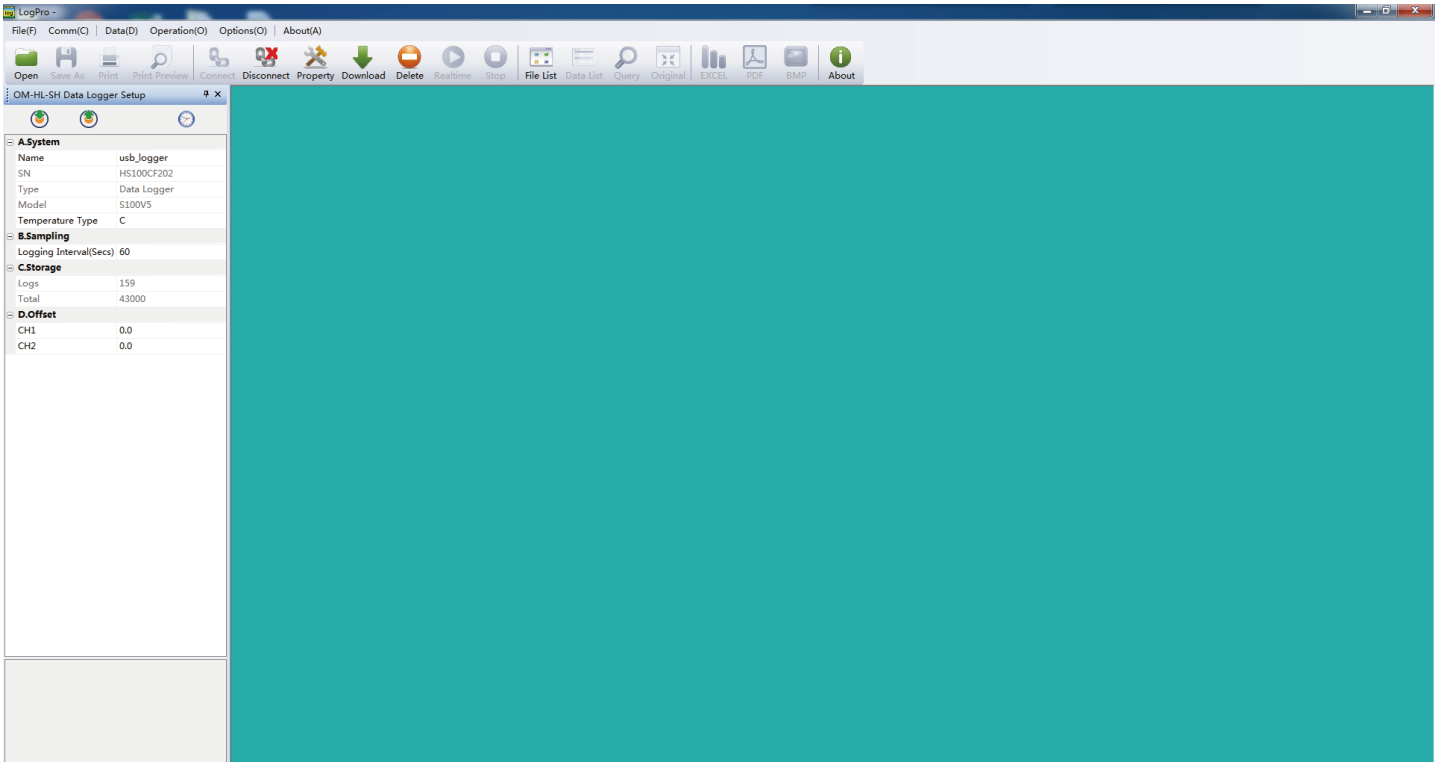
Model	S100-TH	S100-TH+	S100-EX	S100-EX+	S100-EX++
Temperature Accuracy	±0.5°C	±0.3°C	±0.5°C	±0.3°C	±0.2°C
Humidity Accuracy	±5%RH	±3%RH	±5%RH	±3%RH	±2%RH
Sensor Type	Internal		External, with 3m cable		
Measuring range	-20~70°C		-40~85°C		
Record volume	43000				
Measuring range	0~100%RH				

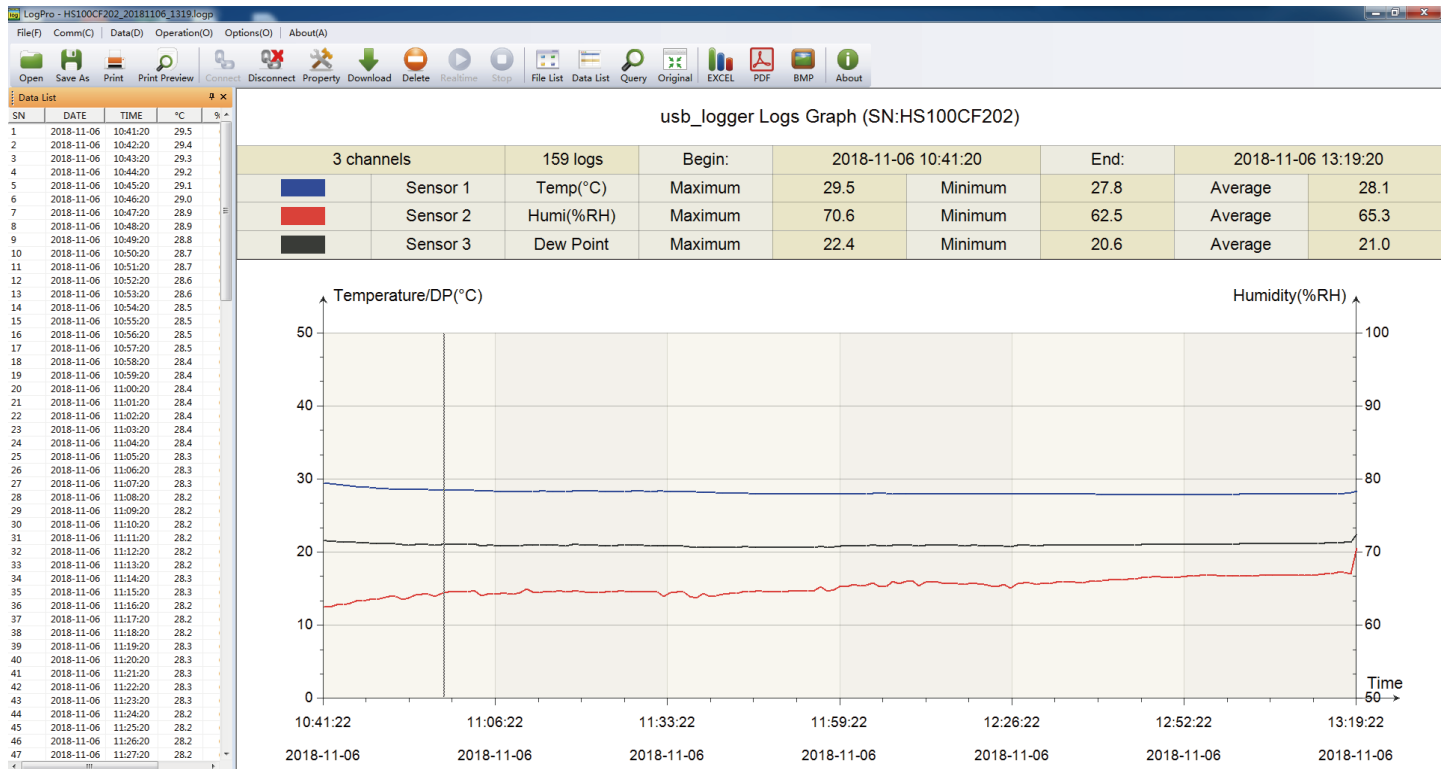
### Applications

It has been widely used in cold-chain transportation, HVAC refrigerators, electrical industry, medical industry as well as laboratories.

### Logpro Recorder Analysis Software

Logpro software is Huatu temperature and humidity recorder dedicated data analysis software, beautiful interface, elegant, easy to use and efficient, the software is very comprehensive, can logger attribute settings, download logger data, graphically analyze data, export the data to Excel / pdf / BMP and other for mats.





usb_logger				
SN	Time	Temp(°C)	Humi(%RH)	Dew Point
1	2018-11-06 10:41:20	29.5	62.6	21.6
2	2018-11-06 10:42:20	29.4	62.5	21.5
3	2018-11-06 10:43:20	29.3	62.8	21.5
4	2018-11-06 10:44:20	29.2	62.8	21.4
5	2018-11-06 10:45:20	29.1	63.0	21.3
6	2018-11-06 10:46:20	29.0	63.3	21.3
7	2018-11-06 10:47:20	28.9	63.3	21.2
8	2018-11-06 10:48:20	28.9	63.5	21.3
9	2018-11-06 10:49:20	28.8	63.5	21.2
10	2018-11-06 10:50:20	28.7	63.7	21.1
11	2018-11-06 10:51:20	28.7	63.9	21.2
12	2018-11-06 10:52:20	28.6	63.9	21.1
13	2018-11-06 10:53:20	28.6	63.5	21.0
14	2018-11-06 10:54:20	28.5	63.7	20.9
15	2018-11-06 10:55:20	28.5	64.1	21.1
16	2018-11-06 10:56:20	28.5	64.2	21.1