

BENCHTOP CENTRIFUGES

— ROTOFIX 46 | 46 H

ROBUST INDUSTRIAL UNIT

These are ideal centrifuges for research and industrial laboratories. They are robust and can withstand intensive usage, even in the field. Specialty buckets are able to hold ASTM pear-shaped and conical tubes for petroleum testing.

Heated option provides chamber temperature up to +90 °C (ROTOFIX 46 H).



— HIGHLIGHTS

- max. RPM: 4,000 min⁻¹ | 2,000 min⁻¹
Adjustable in increments of 10
- max. RCF: 3,095 | 984
- max. capacity: 4 x 290 ml | 4 x 100 ml
- robust and versatile benchtop centrifuge
- choice of 4 rotors
- maximum noise level of ≤ 58 dB(A)
- impulse button for short centrifugation
- easy operation with keypad
- Model 46 H heatable from +10 to +90 °C

— FEATURES

- metal housing and lid
- viewing port in the lid
- twist lock
- lid dropping protection
- emergency lid lock release
- stainless steel chamber
- automatic rotor recognition
- brushless drive
- error display
- imbalance switch-off
- control panel with actual values of all parameters
- auditory message after completion of the centrifugation run

TECHNICAL DATA

	ROTOFIX 46 non-refrigerated	ROTOFIX 46 H heated
voltage *)	200 – 240 V 1 ~	200 – 240 V 1 ~
frequency	50 – 60 Hz	50 – 60 Hz
consumption	460 VA	600 VA
emission, immunity	EN/IEC 61326-1, class B	EN/IEC 61326-1, class B
max. capacity	4 x 290 ml	4 x 100 ml
max. RPM	4,000 min ⁻¹	2,000 min ⁻¹
max. RCF	3,095	984
running time	1 – 99 min : 59 sec, ∞ continuous run, short cycle mode (impulse button)	1 – 99 min : 59 sec, ∞ continuous run, short cycle mode (impulse button)
dimensions (WxDxH)	538 x 647 x 345 mm	538 x 647 x 345 mm
weight	approx. 60 kg	approx. 60 kg
noise level	50 dB (A) with rotor 4619	38 dB (A) with rotor 4619
temperature setting, infinitely variable (dependent on the ambient temperature)	-	from +10 to +90 °C
Cat. No.	4600	4600-50
100 – 127 V 1 ~ / 50 – 60 Hz *)	4600-01	4600-51
consumption	500 VA	650 VA
emission, immunity	FCC class B	FCC class B


*) Other voltages on request.

AVAILABLE ROTORS

SWING-OUT ROTORS

	angle	max. RPM	max. capacity	Cat. No.	page
 swing-out rotor, 6-place	90°	2,000 min ⁻¹	6x30 ml	4619	3
 swing-out rotor, 4-place	90°	2,000 min ⁻¹	4x100 ml	4474	4
 swing-out rotor, 4-place	90°	4,000 min ⁻¹	4x290 ml	5694	4

ANGLE ROTOR


 angle rotor, 6-place	45°	2,000 min ⁻¹	6x50 ml	5616	3
--	-----	-------------------------	---------	-------------	---

— ANGLE ROTOR, 6-PLACE | 5616



Rotor

max. RPM max. RCF	2,000 min ⁻¹ 805	
max. capacity	6 x 50 ml	
run-up run-down, braked in sec	15 35	
angle max. noise level	45° 38 dB (A)	
Cat. No.	5616³⁰⁾	



Tubes

capacity in ml	25	50
Ø x L in mm	24x146.5	38x148.5
max. RCF ^{2.1)}	783	805
radius in mm	175	180
Cat. No.	0532	0533



Adapter

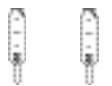
boring Ø x L in mm	25 x 86	38.5x89.9
tubes per rotor	6	6
Cat. No.	4317	-

— SWING-OUT ROTOR, 6-PLACE | 4619



Rotor

max. RPM max. RCF	2,000 min ⁻¹ 917	
max. capacity	6 x 30 ml	
run-up run-down, braked in sec	15 20	
angle max. noise level	90° 38 dB (A)	
Cat. No.	4619³⁰⁾	



Tubes

capacity in ml	30	30
Ø x L in mm	24 x 151	24 x 151
max. RCF ^{2.1)}	917	917
radius in mm	206	206
Cat. No.	0529	0508⁶⁾



Adapter

boring Ø x L in mm	-	-
tubes per rotor	6	6
Cat. No.	-	-

2.1) Please note that the RCF values indicated refer only to rotor performance. The max. permissible RCF of vessels used should be verified with the individual manufacturers. The max. RCF for ASTM Tubes annotated with footnote 2) is 700.

6) A rubber stopper for closing the tube for agitating or mixing is available under Cat. No. 0535. The tube may not be centrifuged with the stopper.

30) In the heatable models 5660-50, 5660-51, 5660-70, 5670-50 and 5675-50, rotor 4619 may only be used up to a maximum of +40 °C.

SWING-OUT ROTOR, 4-PLACE | 4474



Rotor	
max. RPM max. RCF	2,000 min ⁻¹ 984
max. capacity	4 x 100 ml
run-up run-down, braked in sec	16 40
angle max. noise level	90° 58 dB (A)
Cat. No.	4474



Bucket	
lid	5053
Cat. No.	4275



Tubes



capacity in ml	50	100	100	100	50
Ø x L in mm	45 x 130	58 x 161	44 x 168	37 x 200	36.5 x 185
max. RCF ^{2.1)}	984	984	961	961	912
radius in mm	220	220	215	215	204
Cat. No.	ASTM^{2.1)} 0528^{2.1)}	ASTM^{2.1)} 0531^{2.1)}	Babcock		

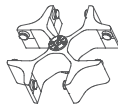


Adapter

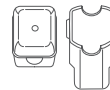


boring Ø x L in mm	-	-	-	-	-
tubes per rotor	4	4	4	4	4
Cat. No.	4278-A	0771	4277	4276-B	0703-A

SWING-OUT ROTOR, 4-PLACE | 5694 (NOT FOR 46 H)

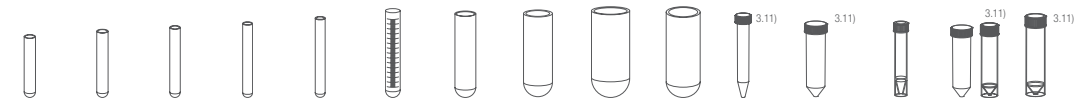


Rotor	
max. RPM max. RCF	4,000 min ⁻¹ 3,095
max. capacity	4 x 100 ml
run-up run-down, braked in sec	40 45
angle max. noise level	90° 58 dB (A)
Cat. No.	5694



Bucket	
lid	5053
Cat. No.	5051

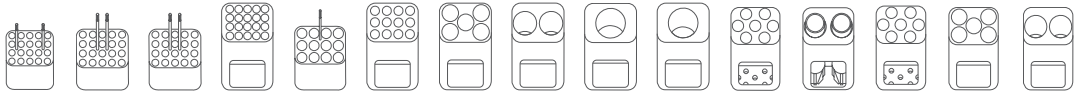
Tubes



capacity in ml	3	5	6	7	9	15	25	50	100	100	15	50	12	30	50
Ø x L in mm	10x60	12x75	12 x 82	12 x 100	14 x 100	17 x 100	24 x 100	34 x 100	44 x 100	40 x 115	17 x 120	29 x 115	17 x 100	25 x 110	29 x 115
max. RCF ²⁾	2,737	2,773	2,773	2,755	2,773	2,755	2,755	2,755	2,755	2,755	2,898	2,826	2,898	2,755	2,755
radius in mm	153	155	155	154	155	154	154	154	154	154	162	158	162	154	154
Cat. No.	tubes²⁾										tubes with screw cap				



Adapter



boring Ø x L in mm	11 x 44	12.5 x 42	12.5 x 42	12.5 x 86	16 x 50	17.5 x 86	26 x 86	36 x 86	45.5 x 86	42 x 86	17 x 90	30 x 86	17 x 90	26 x 86	36 x 86
tubes per rotor	80	80	80	80	48	48	20	8	4	4	28	8	28	20	8
Cat. No.	5267	5227	5227	5247¹⁵⁾	5264	5248¹⁵⁾	5242	5243	5262	5249	6306	5259	6306	5266	5243⁴⁾

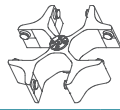
2.1) Please note that the RCF values indicated refer only to rotor performance. The max. permissible RCF of vessels used should be verified with the individual manufacturers. The max. RCF for ASTM Tubes annotated with footnote 2) is 700.

3.11) When using these tubes, carrier 5051 cannot be closed with lid 5053.

4) Please remove the inserts.

15) Also available with decanting aid. (Cat. No. 5247-91 or 5248-91).

— SWING-OUT ROTOR, 4-PLACE | 5694 (NOT FOR 46 H)



Rotor	
max. RPM max. RCF ²⁾	4,000 min ⁻¹ 3,095
max. capacity	4 x 290 ml
run-up run-down, braked in sec	40 45
angle max. noise level	90° 58 dB (A)
Cat. No.	5694



Bucket	
lid bioseal ³⁾	5093
Cat. No.	5092



Tubes															
capacity in ml	4	5	6	7	15	25	50	100	100	250	15	50	12	25	30
Ø x L in mm	12 x 60	12 x 75	12 x 82	12 x 100	17 x 100	24 x 100	34 x 100	44 x 100	40 x 115	65 x 115	17 x 120	29 x 115	17 x 100	25 x 90	25 x 110
max. RCF ²⁾	3,005	3,005	3,005	3,005	2,952	2,898	2,952	2,952	2,952	3,095	3,095	3,095	3,005	2,826	2,898
radius in mm	168	168	168	168	165	162	165	165	165	173	173	173	168	158	162
Cat. No.	tubes²⁾										tubes with screw cap				

Adapter															
boring Ø x L in mm	12.8 x 45	12.8 x 45	12.8 x 45	12.8 x 82	17.5 x 60.7	25.5 x 82	35.5 x 82.5	45.5 x 85	42 x 85	66 x 103	17 x 85	30 x 85	17.5 x 82	26 x 73	25.5 x 82
tubes per rotor	48	48	48	48	32	16	4	4	4	4	28	8	28	12	16
Cat. No.	5128	5128	5128	5120	5136	5122	5124	5125	5126	1791	5129	5123	5121	5134	5122

Tubes				
capacity in ml	50	10	250	290
Ø x L in mm	29 x 115	16 x 80	61 x 122	62 x 137
max. RCF ²⁾	3,023	2,952	3,095	3,095
radius in mm	169	165	173	173
Cat. No.	tubes with screw cap		5127²⁴⁾	-²⁴⁾

Adapter				
boring Ø x L in mm	30 x 99	17.5 x 60.7	66 x 103	66 x 103
tubes per rotor	8	32	4	4
Cat. No.	5135	5136	6319	6319

2) Please note that the RCF values indicated refer only to rotor performance. The max. permissible RCF of tubes used should be verified with the individual manufacturers. The max. RCF for glass tubes annotated with footnote 2) is 4,000.
 24) At temperatures of over +40 °C and / or when not filled to capacity, bottles may warp during centrifugation.

CERTIFICATIONS / REGISTRATIONS

Product certification:



Product registration:



Company certifications:



DOWNLOADS

[↓ Operating Manual – ROTOFIX 46 | 46 H](#)

[↓ General Catalog](#)

DIMENSIONS

