



# Boscoseal PU-X

## POLYURETHANE-BASED LIQUID APPLIED WATERPROOFING MEMBRANE

### DESCRIPTION

Bostik Boscoseal PU-X is a single component, ready to use, highly elastic, cold applied polyurethane waterproofing which cures into a membrane with excellent abrasion, mechanical, chemical, thermal, and UV resistance.

### FEATURES AND BENEFITS

- Easy and fast application
- Provides a seamless waterproofing membrane
- Highly resistant to abrasion, water and root penetration.
- Mechanical properties unaffected by UV and other weather conditions. (Consult Bostik for optimum results)
- Crack bridging capability up to 2mm
- Provides excellent thermal resistance over a temperature span of -30°C to +90°C
- Resistant to salty water, aqueous solution, bases, diluted acids, aliphatic solvents, benzene and mineral oils.
- Impregnates by penetrating deeply into all mineral and concrete surfaces with high adherence
- Fills the non-structural capillary cracks by decreasing water absorbency of the concrete construction.
- Hardens the upper surface of the concrete by deeply penetrating into the surfaces.
- Suitable onto the old bituminous membranes and asphalt felts (e.g. APP and SBS), PVC, EPDM membranes using special type of primer (Consult Bostik Technical Dept.)

### APPLICATION INSTRUCTION

- For roof waterproofing solutions in both new construction and refurbishment projects (exposed or concealed)
- Green roofing for energy efficiency
- Flower beds and planter boxes
- Parking areas and vehicular traffic system
- Bridge decks, balconies, bleachers and terraces
- Wet areas such as toilets, bathrooms, kitchens as an under tiling membrane



### APPLICATION INSTRUCTION

1. After application of appropriate primer and observing its curing time, using brush or roller consistently cover the whole area with Boscoseal PU-X following coating system table shown below.
2. 2nd coat has to be applied within 18 hours (not later than 48 hours). If necessary. As an option, it can be applied by an airless spray with pump requirements as:
  - minimum pressure: 220bar
  - minimum output: 5.1 L/min
  - minimum nozzle diameter: 0.83mm (0.033 in)
3. Ensure that Boscoseal PU-X coating layers overlap by at least 3 inches beyond all previously applied detailing strips.

### SUBSTRATE PREPARATION

The concrete substrate must be sound and of sufficient compressive strength (minimum 25 N/mm<sup>2</sup>) with a minimum pull strength of 1.5N/mm<sup>2</sup>. Substrate moisture should not exceed 5% (use moisture meter or polyethylene test in accordance of ASTM D 4263). New concrete structures need to dry for at least 28 days.

The substrate must be clean and free from all traces of loose materials, old coatings, curing compounds, release agents, laitance, oil grease etc. It should be saturated surface dry (SSD) condition.

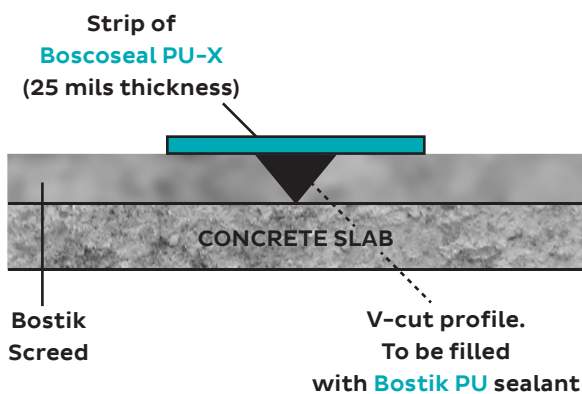
Structurally unsound layers or surface contaminants must be mechanically removed by abrasive blast tracking, shot blasting, scarifying, or grinding. Substrates heavily impregnated with oil must be cleaned by torching, using suitable solvent or degreaser substance.

Weak concrete must be removed and surface defects such as blowholes and voids must be fully exposed.

All ducts, loose and friable material must be completely removed from all surfaces before application of product; preferably by brush and/or vacuum.

**For New Construction:  
(exposed-type roof deck application)**

1. For a well-prepared and mechanically sound concrete slab, apply Bostik Screed to attain desired slope-to-drain surface level. Follow the instruction stated in TDS for Bostik Screed. For areas with a thickness below 1/2 inch, apply Bostik Addmix 57 as adhesion enhancer (see the separate TDS for more information).
2. Anticipate cold joints during Bostik Screed pouring. With these joints, create a V-cut profile using concrete grinder or router with the size of approximately 2 inches on both edge diagonally, as shown in the illustration below:
3. Apply Bostik PU sealant to fill completely the V-cut profile, about 1.5 inches in depth. Once the sealants is cured, create a strip of 25 wet mils Boscoseal PU-X, 3 inches on each side.

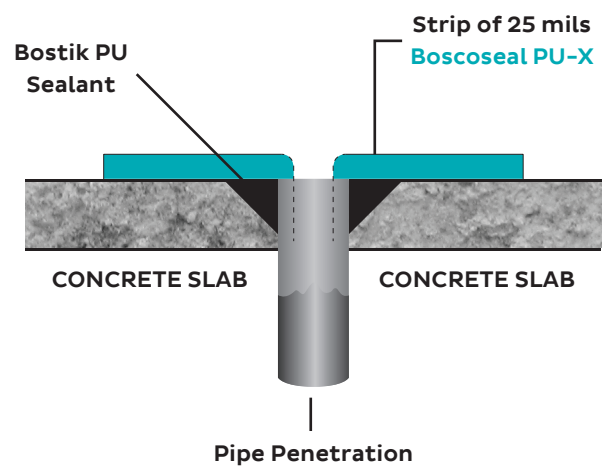
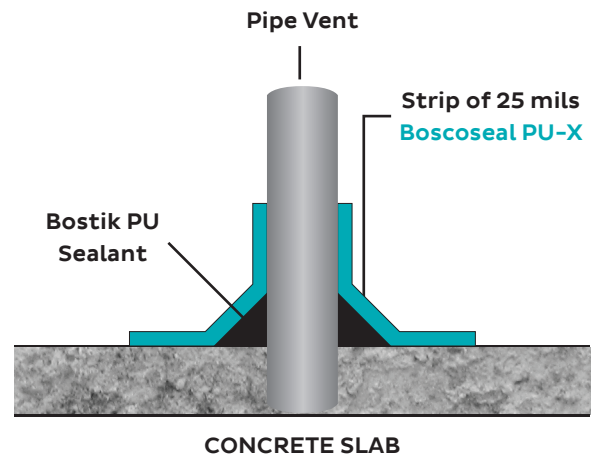


**For existing and retrofitting works:**

1. Wherever necessary, apply Bostik screed to attain desired slope-to-drain floor level and avoid possible water ponding.
2. If there is dynamic crack beyond 1/16 inch, create a V-cut shape profile using concrete grinder or router with the size of approximately 2 inches on both edge diagonally.

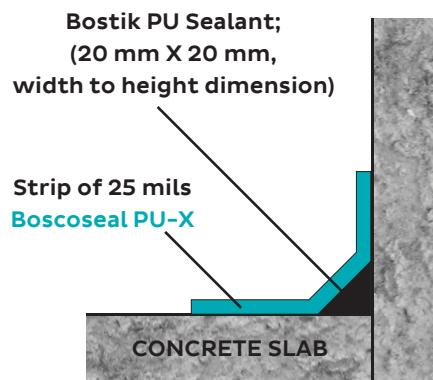
3. Apply Bostik PU Sealant, allow the sealant to cure and apply strips of 25 wet mils Boscoseal PU-X, 3 inches on each side.

**For pipe vent or penetration:**



1. Seal the gap between pipe and slab using Bostik PU Sealant for about 2 inches in diameter.
2. Apply a strip of 25 wet mils Boscoseal PU-X, 3 inches on each side of the sealant around the pipe.

**For flashing and wall application:**



1. Apply Bostik PU sealant as shown above with approximately 20mm width and 20mm height in all corners where the floor meets the wall.
2. After the sealant has cured, create a strip of 25 wet mils Boscoseal PU-X measuring 3 inches on each side.

## Mixing

Stir the material well by means of an electric stirrer (approximately 500 rpm). Mixing time at least 2-3 minutes until homogenous mixture is achieved.

**NOTE: Bostik Boscoseal Fabric can be used as reinforcement for wall-floor connections, pipe penetration, flashing etc. For this application, apply the 1st coat Boscoseal PU-X and then embed the Boscoseal Fabric and immediately apply 2nd coat of Boscoseal PU-X.**

## Priming

For porous substrates like concrete, cement mortar, or wood, use Boscoprime 1, then apply Boscoseal PU-X within 2-3 hours (not later than 4 hours) when the primer is still a little bit tacky.

For non-porous substrates like metals, ceramic tiles, use Boscoprime 3, then apply Boscoseal PU-X within 6-12 hours (not later than 24 hours) when the primer is still a little bit tacky.

### PHYSICAL AND TECHNICAL DATA

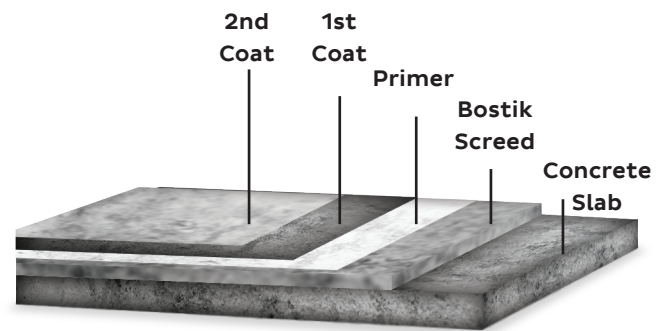
PROPERTY	RESULTS	TEST METHOD
Form	Liquid Polyurethane	
Colour	Grey, White	
Density	1.40 kg/L	
Viscosity	7,000 – 14,000 cps	ASTM D 2393
Solid Content	83% by weight; 80% by volume	ASTM D 1259
Tensile Strength	>4 MPa	ASTM D 412 / DIN 52455
Elongation at Break	>800%	ASTM D 412 / DIN 52455
Water Vapor Permeability	>25 g/m <sup>2</sup> /day	ISO 9932:91
Crack Bridging Capability	Up to 2mm crack	EOTA TR-008
Shore A Hardness	65	ASTM D 2240
Root Resistance	Resistant	UNE 53420
Adhesion (Pull-Off) Strength	>2 MPa	ASTM D 4541
Service Temperature	-30°C to +90°C	In-house Lab
Application Temperature	Between +10°C to +35°C	In-house Lab

\*Technical Data are approximate values only, it is provided according to a temperature of +20°C and relative humidity of 50%.

## COATING SYSTEM

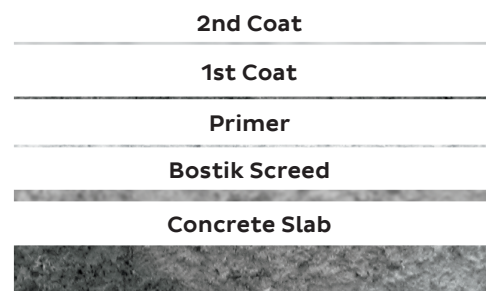
### 1. Maintenance or Occasional Pedestrian Traffic System

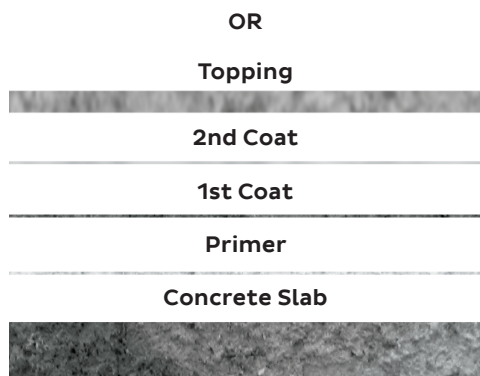
	Product	Consumption	Thickness per Coat	Yield per 25 kg (17.9 L)
1st Coat	Boscoseal PU-X	0.4 L/m <sup>2</sup>	20 wet mils (16 dry mils)	45m <sup>2</sup>
2nd Coat	Boscoseal PU-X	0.4 L/m <sup>2</sup>	20 wet mils (16 dry mils)	45m <sup>2</sup>



### 2. Low to Medium Pedestrian Traffic (or for Concealed/Buried System)

	Product	Consumption	Thickness per Coat	Yield per 25 kg (17.9 L)
1st Coat	Boscoseal PU-X	0.5 L/m <sup>2</sup>	25 wet mils (20 dry mils)	36m <sup>2</sup>
2nd Coat	Boscoseal PU-X	0.5 L/m <sup>2</sup>	25 wet mils (20 dry mils)	36m <sup>2</sup>





**IMPORTANT NOTES:**

- Discoloration might occur due to exposure to UV radiation but will not affect its mechanical properties and color uniformity.
- For aesthetic/decorative, excellent abrasion resistance, and UV stability requirement, apply Bostik Boscoseal Top-LT top coat (See TDS for more details) for optimum results.

**CURING DETAILS**

TEMPERATURE	RAIN RESISTANT AFTER	READY FOR FOOT TRAFFIC	FULL CURE
+10°C	12 hours	24 hours	8 days
+20°C	5 hours	12 hours	7 days
+30°C	4 hours	10 hours	6 days

**PACKAGING**

25 kg

**LIMITS**

- Substrate moisture should be at most 5%
- Concrete slab must be minimum of 4 weeks old
- Minimum substrate temperature +10°C
- Maximum substrate temperature +30°C
- Maximum air humidity 85% r.h.
- Observe dew point temperature
- For best result, maximum thickness of Boscoseal PU-X is 0.5 mm dry film thickness per layer
- Newly applied surfaces should be protected from water minimum of 4 hours

**STORAGE**

- They should be protected for water, direct sunlight and adverse weather condition
- They should be kept dry and cool on wooden pallets at between +10°C to 25°C in moisture free conditions.
- The opened products should be closed immediately and consumed first.
- Maximum 3 buckets should be stocked on each day.
- Shelf life is maximum 9 months conditional to complying with abovementioned storage conditions.

**PT BOSTIK INDONESIA**

Atrium Setiabudi Building, 2nd floor, Suite 203 A  
 Jl. HR. Rasuna Said Kav. 62 Kuningan  
 Jakarta 12920, Indonesia  
 Phone : +62 21 521 0404  
 Fax : + 62 21 521 0554

[www.bostik.com](http://www.bostik.com)  
 an ARKEMA company

**RISK SIGNS**

**R23/24/25:** Poisonous when inhaled, swallowed and contacted with skin.

**SECURITY SIGNS**

- S2:** Keep out of reach of children
- S3:** Keep cool
- S9:** Keep the package dry
- S26:** Rinse in water thoroughly when contacted with eyes and consult a doctor
- S28:** Rinse with water thoroughly when contacted with skin and consult a doctor
- S29:** Do not throw in the drain
- S36/37/39:** Wear suitable protective coating, protective gloves and glasses/mask during the operation

**DISCLAIMER:**

The information in this Technical Data Sheet is intended for the assistance of users and is of a general nature. It reflects the extent of our knowledge and experience of our products and is based on tests which we believe to be reliable. However, no guarantee of accuracy can be given due to the wide range of surfaces, environmental and field conditions and variations encountered in raw materials, manufacturing equipment and methods at the place where the work is performed. Some of these will be beyond our knowledge and control. Users are asked to make sure that the TDS in their possession is the latest issue. Likewise, we recommend users carry out their own tests to determine the suitability of the product for their particular purposes.

Any claim for a defective product must be filed within 30 days of discovery of a problem and must be submitted with written proof of purchase. Claims are not transferrable or assignable and extend only to the original purchaser/user. Bostik reserves the right to inspect alleged failure and no responsibility will be accepted unless Bostik is given the opportunity to do so. Bostik limits its liability to the replacement of the product/s proven faulty.

**BOSTIK HOTLINE**

Layanan Bantuan +62 21 521 0404

